



See a Social Security Number? Say Something!
Report Privacy Problems to <https://public.resource.org/privacy>
Or call the IRS Identity Theft Hotline at 1-800-908-4490



Return of Private Foundation
or Section 4947(a)(1) Nonexempt Charitable Trust
Treated as a Private Foundation


Note: The foundation may be able to use a copy of this return to satisfy state reporting requirements

For calendar year 2009, or tax year beginning , 2009, and ending , 20

G Check all that apply Initial return Initial return of a former public charity Final return
 Amended return Address change Name change

Use the IRS label. Otherwise, print or type. See Specific Instructions.	Name of foundation HJW FOUNDATION C/O JOSEPH M. FISHER		A Employer identification number 23-3012622
	Number and street (or P O box number if mail is not delivered to street address)	Room/suite	B Telephone number (see page 10 of the instructions) (610) 719-5217
	1302 WRIGHTS LANE EAST		C If exemption application is pending, check here <input type="checkbox"/> D 1. Foreign organizations check here <input type="checkbox"/> 2. Foreign organizations meeting the 85% test, check here and attach computation <input type="checkbox"/>
	City or town, state, and ZIP code WEST CHESTER, PA 19380		
H Check type of organization <input checked="" type="checkbox"/> Section 501(c)(3) exempt private foundation <input type="checkbox"/> Section 4947(a)(1) nonexempt charitable trust <input type="checkbox"/> Other taxable private foundation			E If private foundation status was terminated under section 507(b)(1)(A), check here <input type="checkbox"/> F If the foundation is in a 60-month termination under section 507(b)(1)(B), check here <input type="checkbox"/>
I Fair market value of all assets at end of year (from Part II, col (c), line 16) ▶ \$ 98,884,259.	J Accounting method <input checked="" type="checkbox"/> Cash <input type="checkbox"/> Accrual <input type="checkbox"/> Other (specify) _____ (Part I, column (d) must be on cash basis)		

Part I Analysis of Revenue and Expenses (The total of amounts in columns (b), (c), and (d) may not necessarily equal the amounts in column (a) (see page 11 of the instructions))		(a) Revenue and expenses per books	(b) Net investment income	(c) Adjusted net income	(d) Disbursements for charitable purposes (cash basis only)
1	Contributions, gifts, grants, etc., received (attach schedule)				
2	Check <input type="checkbox"/> if the foundation is not required to attach Sch. B.				
3	Interest on savings and temporary cash investments	4,918.	4,918.		ATCH 1
4	Dividends and interest from securities	3,877,912.	3,837,710.		ATCH 2
5a	Gross rents				
	b Net rental income or (loss)				
6a	Net gain or (loss) from sale of assets not on line 10	-1,684,165.			
	b Gross sales price for all assets on line 6a 15,803,617.				
7	Capital gain net income (from Part IV, line 2)		-1,653,426.		
8	Net short-term capital gain				
9	Income modifications				
10a	Gross sales less returns and allowances				
	b Less Cost of goods sold				
	c Gross profit or (loss) (attach schedule)				
11	Other income (attach schedule)	-1,896,668.	-964,194.		
12	Total. Add lines 1 through 11	301,997.	1,225,008.		
13	Compensation of officers, directors, trustees, etc.	0.			
14	Other employee salaries and wages				
15	Pension plans, employee benefits				
16a	Legal fees (attach schedule) ATCH 4	79,615.	0.	0.	16,085.
	b Accounting fees (attach schedule)				
	c Other professional fees (attach schedule) *	10,945.			10,945.
17	Interest, ATTACHMENT 6	21,443.	6,591.		
18	Taxes (attach schedule) (see page 14 of the instructions) *	377,055.	223,137.		8,828.
19	Depreciation (attach schedule) and depletion				
20	Occupancy				
21	Travel, conferences, and meetings	6,592.			4,395.
22	Printing and publications				
23	Other expenses (attach schedule) ATCH 8	333,006.	360,848.		2,910.
24	Total operating and administrative expenses. Add lines 13 through 23	828,656.	590,576.	0.	43,163.
25	Contributions, gifts, grants paid	68,278,272.			9,888,344.
26	Total expenses and disbursements. Add lines 24 and 25	69,106,928.	590,576.	0.	9,931,507.
27	Subtract line 26 from line 12				
	a Excess of revenue over expenses and disbursements	-68,804,931.			
	b Net investment income (if negative, enter -0-)		634,432.		
	c Adjusted net income (if negative, enter -0-)			-0-	



SCANNED Revenue JUN 08 2011

Operating and Administrative Expenses

914 a

Part II Balance Sheets		Attached schedules and amounts in the description column should be for end-of-year amounts only (See instructions)			
		Beginning of year	End of year		
		(a) Book Value	(b) Book Value	(c) Fair Market Value	
Assets	1	Cash - non-interest-bearing	339,239.	793,318.	793,318.
	2	Savings and temporary cash investments	10,006,358.	3,689,566.	3,689,566.
	3	Accounts receivable ▶ Less allowance for doubtful accounts ▶			
	4	Pledges receivable ▶ Less allowance for doubtful accounts ▶			
	5	Grants receivable			
	6	Receivables due from officers, directors, trustees, and other disqualified persons (attach schedule) (see page 16 of the instructions)			
	7	Other notes and loans receivable (attach schedule) ▶ Less allowance for doubtful accounts ▶			
	8	Inventories for sale or use			
	9	Prepaid expenses and deferred charges			
	10 a	Investments - U S and state government obligations (attach schedule) **	569,143.	0.	0.
	b	Investments - corporate stock (attach schedule) ATCH 10	64,815,963.	41,494,493.	38,848,364.
	c	Investments - corporate bonds (attach schedule) ATCH 11	7,711,884.	4,567,725.	4,766,393.
	11	Investments - land, buildings, and equipment basis Less accumulated depreciation (attach schedule) ▶			
	12	Investments - mortgage loans			
	13	Investments - other (attach schedule) ATCH 12	80,436,001.	41,535,298.	40,442,142.
	14	Land, buildings, and equipment basis Less accumulated depreciation (attach schedule) ▶	10,344,476.	10,344,476.	10,344,476.
15	Other assets (describe ▶ ATCH 13)	500,000.	0.	0.	
16	Total assets (to be completed by all filers - see the instructions Also, see page 1, item I)	171,229,807.	102,424,876.	98,884,259.	
Liabilities	17	Accounts payable and accrued expenses			
	18	Grants payable			
	19	Deferred revenue			
	20	Loans from officers, directors, trustees, and other disqualified persons			
	21	Mortgages and other notes payable (attach schedule)			
	22	Other liabilities (describe ▶)			
23	Total liabilities (add lines 17 through 22)				
Net Assets or Fund Balances	Foundations that follow SFAS 117, check here and complete lines 24 through 26 and lines 30 and 31. ▶ <input type="checkbox"/>				
	24	Unrestricted			
	25	Temporarily restricted			
	26	Permanently restricted			
	Foundations that do not follow SFAS 117, check here and complete lines 27 through 31. ▶ <input checked="" type="checkbox"/>				
	27	Capital stock, trust principal, or current funds			
	28	Paid-in or capital surplus, or land, bldg, and equipment fund			
	29	Retained earnings, accumulated income, endowment, or other funds	171,229,807.	102,424,876.	
30	Total net assets or fund balances (see page 17 of the instructions)	171,229,807.	102,424,876.		
31	Total liabilities and net assets/fund balances (see page 17 of the instructions)	171,229,807.	102,424,876.		

Part III Analysis of Changes in Net Assets or Fund Balances		
1	Total net assets or fund balances at beginning of year - Part II, column (a), line 30 (must agree with end-of-year figure reported on prior year's return)	171,229,807.
2	Enter amount from Part I, line 27a	-68,804,931.
3	Other increases not included in line 2 (itemize) ▶	
4	Add lines 1, 2, and 3	102,424,876.
5	Decreases not included in line 2 (itemize) ▶	
6	Total net assets or fund balances at end of year (line 4 minus line 5) - Part II, column (b), line 30	102,424,876.

** ATCH 9

Part IV Capital Gains and Losses for Tax on Investment Income

(a) List and describe the kind(s) of property sold (e.g., real estate, 2-story brick warehouse, or common stock, 200 shs MLC Co)				(b) How acquired P-Purchase D-Donation	(c) Date acquired (mo., day, yr)	(d) Date sold (mo., day, yr)
1a SEE PART IV SCHEDULE						
b						
c						
d						
e						
(e) Gross sales price	(f) Depreciation allowed (or allowable)	(g) Cost or other basis plus expense of sale	(h) Gain or (loss) (e) plus (f) minus (g)			
a						
b						
c						
d						
e						
Complete only for assets showing gain in column (h) and owned by the foundation on 12/31/69			(l) Gains (Col (h) gain minus col (k), but not less than -0-) or Losses (from col (h))			
(i) F M V as of 12/31/69	(j) Adjusted basis as of 12/31/69	(k) Excess of col (i) over col (j), if any				
a						
b						
c						
d						
e						
2 Capital gain net income or (net capital loss)				2	-1,653,426.	
3 Net short-term capital gain or (loss) as defined in sections 1222(5) and (6) If gain, also enter in Part I, line 8, column (c) (see pages 13 and 17 of the instructions) If (loss), enter -0- in Part I, line 8						

Part V Qualification Under Section 4940(e) for Reduced Tax on Net Investment Income

(For optional use by domestic private foundations subject to the section 4940(a) tax on net investment income)

If section 4940(d)(2) applies, leave this part blank

Was the foundation liable for the section 4942 tax on the distributable amount of any year in the base period? Yes No
If "Yes," the foundation does not qualify under section 4940(e) Do not complete this part

1 Enter the appropriate amount in each column for each year, see page 18 of the instructions before making any entries

(a) Base period years Calendar year (or tax year beginning in)	(b) Adjusted qualifying distributions	(c) Net value of noncharitable-use assets	(d) Distribution ratio (col (b) divided by col (c))
2008	28,817,084.	163,549,232.	0.176198
2007	4,958,355.	141,058,940.	0.035151
2006	4,173,238.	120,057,678.	0.034760
2005	22,330,748.	110,480,035.	0.202125
2004	1,470,060.	46,152,194.	0.031852
2 Total of line 1, column (d)			
3 Average distribution ratio for the 5-year base period - divide the total on line 2 by 5, or by the number of years the foundation has been in existence if less than 5 years			
4 Enter the net value of noncharitable-use assets for 2009 from Part X, line 5			
5 Multiply line 4 by line 3			
6 Enter 1% of net investment income (1% of Part I, line 27b)			
7 Add lines 5 and 6			
8 Enter qualifying distributions from Part XII, line 4			

If line 8 is equal to or greater than line 7, check the box in Part VI, line 1b, and complete that part using a 1% tax rate See the Part VI instructions on page 18

Part VI Excise Tax Based on Investment Income (Section 4940(a), 4940(b), 4940(e), or 4948 - see page 18 of the instructions)

1a Exempt operating foundations described in section 4940(d)(2), check here <input type="checkbox"/> and enter "N/A" on line 1 Date of ruling or determination letter _____ (attach copy of ruling letter if necessary - see instructions)	}		
b Domestic foundations that meet the section 4940(e) requirements in Part V, check here <input type="checkbox"/> and enter 1% of Part I, line 27b		1	12,689.
c All other domestic foundations enter 2% of line 27b Exempt foreign organizations enter 4% of Part I, line 12, col (b)			
2 Tax under section 511 (domestic section 4947(a)(1) trusts and taxable foundations only Others enter -0-)	2		
3 Add lines 1 and 2	3	12,689.	
4 Subtitle A (income) tax (domestic section 4947(a)(1) trusts and taxable foundations only Others enter -0-)	4	0.	
5 Tax based on investment income. Subtract line 4 from line 3 If zero or less, enter -0-	5	12,689.	
6 Credits/Payments			
a 2009 estimated tax payments and 2008 overpayment credited to 2009	6a	477,857.	
b Exempt foreign organizations-tax withheld at source	6b	0.	
c Tax paid with application for extension of time to file (Form 8868)	6c	0.	
d Backup withholding erroneously withheld	6d		
7 Total credits and payments Add lines 6a through 6d	7	477,857.	
8 Enter any penalty for underpayment of estimated tax Check here <input checked="" type="checkbox"/> if Form 2220 is attached	8		
9 Tax due. If the total of lines 5 and 8 is more than line 7, enter amount owed	9		
10 Overpayment. If line 7 is more than the total of lines 5 and 8, enter the amount overpaid	10	465,168.	
11 Enter the amount of line 10 to be Credited to 2010 estimated tax 200,000. Refunded	11	265,168.	

Part VII-A Statements Regarding Activities

	Yes	No
1a During the tax year, did the foundation attempt to influence any national, state, or local legislation or did it participate or intervene in any political campaign?		X
1b Did it spend more than \$100 during the year (either directly or indirectly) for political purposes (see page 19 of the instructions for definition)? <i>If the answer is "Yes" to 1a or 1b, attach a detailed description of the activities and copies of any materials published or distributed by the foundation in connection with the activities</i>		X
1c Did the foundation file Form 1120-POL for this year?		X
d Enter the amount (if any) of tax on political expenditures (section 4955) imposed during the year (1) On the foundation ▶ \$ _____ (2) On foundation managers ▶ \$ _____		
e Enter the reimbursement (if any) paid by the foundation during the year for political expenditure tax imposed on foundation managers ▶ \$ _____		
2 Has the foundation engaged in any activities that have not previously been reported to the IRS? <i>If "Yes," attach a detailed description of the activities</i>		X
3 Has the foundation made any changes, not previously reported to the IRS, in its governing instrument, articles of incorporation, or bylaws, or other similar instruments? <i>If "Yes," attach a conformed copy of the changes</i>		X
4a Did the foundation have unrelated business gross income of \$1,000 or more during the year?	X	
4b If "Yes," has it filed a tax return on Form 990-T for this year?	X	
5 Was there a liquidation, termination, dissolution, or substantial contraction during the year? ATTACHMENT 14 <i>If "Yes," attach the statement required by General Instruction T</i>	X	
6 Are the requirements of section 508(e) (relating to sections 4941 through 4945) satisfied either • By language in the governing instrument, or • By state legislation that effectively amends the governing instrument so that no mandatory directions that conflict with the state law remain in the governing instrument?	X	
7 Did the foundation have at least \$5,000 in assets at any time during the year? <i>If "Yes," complete Part II, col (c), and Part XV</i>	X	
8a Enter the states to which the foundation reports or with which it is registered (see page 19 of the instructions) ▶ PA,		
b If the answer is "Yes" to line 7, has the foundation furnished a copy of Form 990-PF to the Attorney General (or designate) of each state as required by General Instruction G? <i>If "No," attach explanation</i>	X	
9 Is the foundation claiming status as a private operating foundation within the meaning of section 4942(j)(3) or 4942(j)(5) for calendar year 2009 or the taxable year beginning in 2009 (see instructions for Part XIV on page 27)? <i>If "Yes," complete Part XIV</i>		X
10 Did any persons become substantial contributors during the tax year? <i>If "Yes," attach a schedule listing their names and addresses</i>		X

Part VII-A Statements Regarding Activities (continued)

11	At any time during the year, did the foundation, directly or indirectly, own a controlled entity within the meaning of section 512(b)(13)? If "Yes," attach schedule (see page 20 of the instructions)	11		X
12	Did the foundation acquire a direct or indirect interest in any applicable insurance contract before August 17, 2008?	12		X
13	Did the foundation comply with the public inspection requirements for its annual returns and exemption application? Website address \blacktriangleright N/A	13	X	
14	The books are in care of \blacktriangleright JOSEPH M. FISHER Telephone no \blacktriangleright 610-719-5217 Located at \blacktriangleright 1302 WRIGHTS LANE EAST, WEST CHESTER, PA ZIP + 4 \blacktriangleright 19380			
15	Section 4947(a)(1) nonexempt charitable trusts filing Form 990-PF in lieu of Form 1041 - Check here \blacktriangleright <input type="checkbox"/> and enter the amount of tax-exempt interest received or accrued during the year \blacktriangleright 15			

Part VII-B Statements Regarding Activities for Which Form 4720 May Be Required

File Form 4720 if any item is checked in the "Yes" column, unless an exception applies.

		Yes	No
1a	During the year did the foundation (either directly or indirectly)		
(1)	Engage in the sale or exchange, or leasing of property with a disqualified person? <input type="checkbox"/> Yes <input checked="" type="checkbox"/> No		
(2)	Borrow money from, lend money to, or otherwise extend credit to (or accept it from) a disqualified person? <input type="checkbox"/> Yes <input checked="" type="checkbox"/> No		
(3)	Furnish goods, services, or facilities to (or accept them from) a disqualified person? <input type="checkbox"/> Yes <input checked="" type="checkbox"/> No		
(4)	Pay compensation to, or pay or reimburse the expenses of, a disqualified person? <input type="checkbox"/> Yes <input checked="" type="checkbox"/> No		
(5)	Transfer any income or assets to a disqualified person (or make any of either available for the benefit or use of a disqualified person)? <input type="checkbox"/> Yes <input checked="" type="checkbox"/> No		
(6)	Agree to pay money or property to a government official? (Exception. Check "No" if the foundation agreed to make a grant to or to employ the official for a period after termination of government service, if terminating within 90 days) <input type="checkbox"/> Yes <input checked="" type="checkbox"/> No		
b	If any answer is "Yes" to 1a(1)-(6), did any of the acts fail to qualify under the exceptions described in Regulations section 53.4941(d)-3 or in a current notice regarding disaster assistance (see page 20 of the instructions)? Organizations relying on a current notice regarding disaster assistance check here \blacktriangleright <input type="checkbox"/>	1b	X
c	Did the foundation engage in a prior year in any of the acts described in 1a, other than excepted acts, that were not corrected before the first day of the tax year beginning in 2009?	1c	X
2	Taxes on failure to distribute income (section 4942) (does not apply for years the foundation was a private operating foundation defined in section 4942(j)(3) or 4942(j)(5))		
a	At the end of tax year 2009, did the foundation have any undistributed income (lines 6d and 6e, Part XIII) for tax year(s) beginning before 2009? <input type="checkbox"/> Yes <input checked="" type="checkbox"/> No If "Yes," list the years \blacktriangleright -----		
b	Are there any years listed in 2a for which the foundation is not applying the provisions of section 4942(a)(2) (relating to incorrect valuation of assets) to the year's undistributed income? (If applying section 4942(a)(2) to all years listed, answer "No" and attach statement - see page 20 of the instructions)	2b	X
c	If the provisions of section 4942(a)(2) are being applied to any of the years listed in 2a, list the years here \blacktriangleright -----		
3a	Did the foundation hold more than a 2% direct or indirect interest in any business enterprise at any time during the year? <input type="checkbox"/> Yes <input checked="" type="checkbox"/> No		
b	If "Yes," did it have excess business holdings in 2009 as a result of (1) any purchase by the foundation or disqualified persons after May 26, 1969, (2) the lapse of the 5-year period (or longer period approved by the Commissioner under section 4943(c)(7)) to dispose of holdings acquired by gift or bequest, or (3) the lapse of the 10-, 15-, or 20-year first phase holding period? (Use Schedule C, Form 4720, to determine if the foundation had excess business holdings in 2009)	3b	
4a	Did the foundation invest during the year any amount in a manner that would jeopardize its charitable purposes?	4a	X
b	Did the foundation make any investment in a prior year (but after December 31, 1969) that could jeopardize its charitable purpose that had not been removed from jeopardy before the first day of the tax year beginning in 2009?	4b	X

Part VII-B Statements Regarding Activities for Which Form 4720 May Be Required (continued)

5 a During the year did the foundation pay or incur any amount to

(1) Carry on propaganda, or otherwise attempt to influence legislation (section 4945(e))? Yes No

(2) Influence the outcome of any specific public election (see section 4955), or to carry on, directly or indirectly, any voter registration drive? Yes No

(3) Provide a grant to an individual for travel, study, or other similar purposes? Yes No

(4) Provide a grant to an organization other than a charitable, etc., organization described in section 509(a)(1), (2), or (3), or section 4940(d)(2)? (see page 22 of the instructions) Yes No

(5) Provide for any purpose other than religious, charitable, scientific, literary, or educational purposes, or for the prevention of cruelty to children or animals? Yes No

b If any answer is "Yes" to 5a(1)-(5), did any of the transactions fail to qualify under the exceptions described in Regulations section 53.4945 or in a current notice regarding disaster assistance (see page 22 of the instructions)? **5b** Yes No
Organizations relying on a current notice regarding disaster assistance check here

c If the answer is "Yes" to question 5a(4), does the foundation claim exemption from the tax because it maintained expenditure responsibility for the grant? Yes No
If "Yes," attach the statement required by Regulations section 53.4945-5(d)

6 a Did the foundation, during the year, receive any funds, directly or indirectly, to pay premiums on a personal benefit contract? Yes No

b Did the foundation, during the year, pay premiums, directly or indirectly, on a personal benefit contract? **6b** Yes No
If "Yes" to 6b, file Form 8870

7 a At any time during the tax year, was the foundation a party to a prohibited tax shelter transaction? Yes No

b If yes, did the foundation receive any proceeds or have any net income attributable to the transaction? **7b** Yes No

Part VIII Information About Officers, Directors, Trustees, Foundation Managers, Highly Paid Employees, and Contractors

1 List all officers, directors, trustees, foundation managers and their compensation (see page 22 of the instructions).

(a) Name and address	(b) Title, and average hours per week devoted to position	(c) Compensation (If not paid, enter -0-)	(d) Contributions to employee benefit plans and deferred compensation	(e) Expense account, other allowances
ATTACHMENT 15		0.	0.	0.

2 Compensation of five highest-paid employees (other than those included on line 1 - see page 23 of the instructions). If none, enter "NONE."

(a) Name and address of each employee paid more than \$50,000	(b) Title, and average hours per week devoted to position	(c) Compensation	(d) Contributions to employee benefit plans and deferred compensation	(e) Expense account, other allowances
NONE				

Total number of other employees paid over \$50,000

Part VIII Information About Officers, Directors, Trustees, Foundation Managers, Highly Paid Employees, and Contractors (continued)

3 Five highest-paid independent contractors for professional services (see page 23 of the instructions). If none, enter "NONE."

(a) Name and address of each person paid more than \$50,000	(b) Type of service	(c) Compensation
1 -----		

Total number of others receiving over \$50,000 for professional services NONE

Part IX-A Summary of Direct Charitable Activities

List the foundation's four largest direct charitable activities during the tax year. Include relevant statistical information such as the number of organizations and other beneficiaries served, conferences convened, research papers produced, etc.	Expenses
1 NONE -----	

2 -----	

3 -----	

4 -----	

Part IX-B Summary of Program-Related Investments (see page 23 of the instructions)

Describe the two largest program-related investments made by the foundation during the tax year on lines 1 and 2	Amount
1 NONE -----	

2 -----	

All other program-related investments See page 24 of the instructions	
3 NONE -----	

Total. Add lines 1 through 3 <input type="checkbox"/>	

Part X Minimum Investment Return (All domestic foundations must complete this part. Foreign foundations, see page 24 of the instructions.)

1	Fair market value of assets not used (or held for use) directly in carrying out charitable, etc., purposes		
a	Average monthly fair market value of securities	1a	117,149,040.
b	Average of monthly cash balances	1b	127,580.
c	Fair market value of all other assets (see page 24 of the instructions)	1c	0.
d	Total (add lines 1a, b, and c)	1d	117,276,620.
e	Reduction claimed for blockage or other factors reported on lines 1a and 1c (attach detailed explanation)	1e	
2	Acquisition indebtedness applicable to line 1 assets	2	0.
3	Subtract line 2 from line 1d	3	117,276,620.
4	Cash deemed held for charitable activities. Enter 1/2 % of line 3 (for greater amount, see page 25 of the instructions)	4	1,759,149.
5	Net value of noncharitable-use assets. Subtract line 4 from line 3. Enter here and on Part V, line 4	5	115,517,471.
6	Minimum investment return. Enter 5% of line 5	6	5,775,874.

Part XI Distributable Amount (see page 25 of the instructions) (Section 4942(j)(3) and (j)(5) private operating foundations and certain foreign organizations check here and do not complete this part.)

1	Minimum investment return from Part X, line 6	1	5,775,874.
2a	Tax on investment income for 2009 from Part VI, line 5	2a	12,689.
b	Income tax for 2009 (This does not include the tax from Part VI)	2b	
c	Add lines 2a and 2b	2c	12,689.
3	Distributable amount before adjustments. Subtract line 2c from line 1	3	5,763,185.
4	Recoveries of amounts treated as qualifying distributions	4	
5	Add lines 3 and 4	5	5,763,185.
6	Deduction from distributable amount (see page 25 of the instructions)	6	
7	Distributable amount as adjusted. Subtract line 6 from line 5. Enter here and on Part XIII, line 1	7	5,763,185.

Part XII Qualifying Distributions (see page 25 of the instructions)

1	Amounts paid (including administrative expenses) to accomplish charitable, etc., purposes		
a	Expenses, contributions, gifts, etc. - total from Part I, column (d), line 26	1a	9,931,507.
b	Program-related investments - total from Part IX-B	1b	0.
2	Amounts paid to acquire assets used (or held for use) directly in carrying out charitable, etc., purposes	2	0.
3	Amounts set aside for specific charitable projects that satisfy the		
a	Suitability test (prior IRS approval required)	3a	0.
b	Cash distribution test (attach the required schedule)	3b	0.
4	Qualifying distributions. Add lines 1a through 3b. Enter here and on Part V, line 8, and Part XIII, line 4	4	9,931,507.
5	Foundations that qualify under section 4940(e) for the reduced rate of tax on net investment income. Enter 1% of Part I, line 27b (see page 26 of the instructions)	5	N/A
6	Adjusted qualifying distributions. Subtract line 5 from line 4	6	9,931,507.

Note: The amount on line 6 will be used in Part V, column (b), in subsequent years when calculating whether the foundation qualifies for the section 4940(e) reduction of tax in those years.

Part XIII Undistributed income (see page 26 of the instructions)

	(a) Corpus	(b) Years prior to 2008	(c) 2008	(d) 2009
1 Distributable amount for 2009 from Part XI, line 7				5,763,185.
2 Undistributed income, if any, as of the end of 2009				
a Enter amount for 2008 only				
b Total for prior years 20 07, 20 06, 20 05				
3 Excess distributions carryover, if any, to 2009				
a From 2004				
b From 2005				17,938,400.
c From 2006				
d From 2007				
e From 2008				20,939,218.
f Total of lines 3a through e	38,877,618.			
4 Qualifying distributions for 2009 from Part XII, line 4 ▶ \$ 9,931,507.				
a Applied to 2008, but not more than line 2a				
b Applied to undistributed income of prior years (Election required - see page 26 of the instructions)				
c Treated as distributions out of corpus (Election required - see page 26 of the instructions)				
d Applied to 2009 distributable amount				5,763,185.
e Remaining amount distributed out of corpus	4,168,322.			
5 Excess distributions carryover applied to 2009 (If an amount appears in column (d), the same amount must be shown in column (a))				
6 Enter the net total of each column as indicated below:				
a Corpus Add lines 3f, 4c, and 4e Subtract line 5	43,045,940.			
b Prior years' undistributed income Subtract line 4b from line 2b				
c Enter the amount of prior years' undistributed income for which a notice of deficiency has been issued, or on which the section 4942(a) tax has been previously assessed.				
d Subtract line 6c from line 6b Taxable amount - see page 27 of the instructions				
e Undistributed income for 2008 Subtract line 4a from line 2a Taxable amount - see page 27 of the instructions				
f Undistributed income for 2009 Subtract lines 4d and 5 from line 1 This amount must be distributed in 2010				
7 Amounts treated as distributions out of corpus to satisfy requirements imposed by section 170(b)(1)(F) or 4942(g)(3) (see page 27 of the instructions)				
8 Excess distributions carryover from 2004 not applied on line 5 or line 7 (see page 27 of the instructions)				
9 Excess distributions carryover to 2010. Subtract lines 7 and 8 from line 6a	43,045,940.			
10 Analysis of line 9.				
a Excess from 2005				17,938,400.
b Excess from 2006				
c Excess from 2007				
d Excess from 2008				20,939,218.
e Excess from 2009				4,168,322.

Part XIV Private Operating Foundations (see page 27 of the instructions and Part VII-A, question 9) NOT APPLICABLE

- 1 a** If the foundation has received a ruling or determination letter that it is a private operating foundation, and the ruling is effective for 2009, enter the date of the ruling
- b** Check box to indicate whether the foundation is a private operating foundation described in section 4942(j)(3) or 4942(j)(5)

	Tax year				(e) Total
	(a) 2009	(b) 2008	(c) 2007	(d) 2006	
2 a Enter the lesser of the adjusted net income from Part I or the minimum investment return from Part X for each year listed					
b 85% of line 2a					
c Qualifying distributions from Part XII, line 4 for each year listed					
d Amounts included in line 2c not used directly for active conduct of exempt activities					
e Qualifying distributions made directly for active conduct of exempt activities Subtract line 2d from line 2c					
3 Complete 3a b or c for the alternative test relied upon					
a "Assets" alternative test - enter					
(1) Value of all assets					
(2) Value of assets qualifying under section 4942(j)(3)(B)(i)					
b "Endowment" alternative test - enter 2/3 of minimum investment return shown in Part X, line 6 for each year listed					
c "Support" alternative test - enter					
(1) Total support other than gross investment income (interest, dividends, rents, payments on securities loans (section 512(a)(5)), or royalties)					
(2) Support from general public and 5 or more exempt organizations as provided in section 4942(j)(3)(B)(iii)					
(3) Largest amount of support from an exempt organization					
(4) Gross investment income					

Part XV Supplementary Information (Complete this part only if the foundation had \$5,000 or more in assets at any time during the year - see page 28 of the instructions.)

- 1 Information Regarding Foundation Managers:**
- a** List any managers of the foundation who have contributed more than 2% of the total contributions received by the foundation before the close of any tax year (but only if they have contributed more than \$5,000) (See section 507(d)(2))
- HANSJOERG WYSS
- b** List any managers of the foundation who own 10% or more of the stock of a corporation (or an equally large portion of the ownership of a partnership or other entity) of which the foundation has a 10% or greater interest
- N/A
- 2 Information Regarding Contribution, Grant, Gift, Loan, Scholarship, etc., Programs:**
- Check here if the foundation only makes contributions to preselected charitable organizations and does not accept unsolicited requests for funds If the foundation makes gifts, grants, etc (see page 28 of the instructions) to individuals or organizations under other conditions, complete items 2a, b, c, and d
- a** The name, address, and telephone number of the person to whom applications should be addressed
- b** The form in which applications should be submitted and information and materials they should include
- c** Any submission deadlines
- d** Any restrictions or limitations on awards, such as by geographical areas, charitable fields, kinds of institutions, or other factors

Part XV Supplementary Information (continued)

3 Grants and Contributions Paid During the Year or Approved for Future Payment

Recipient Name and address (home or business)	If recipient is an individual show any relationship to any foundation manager or substantial contributor	Foundation status of recipient	Purpose of grant or contribution	Amount
a Paid during the year ATTACHMENT 16				
Total				▶ 3a 68,278,272.
b Approved for future payment				
Total				▶ 3b

**FORM 990-PF - PART IV
CAPITAL GAINS AND LOSSES FOR TAX ON INVESTMENT INCOME**

Kind of Property		Description				P or D	Date acquired	Date sold
Gross sale price less expenses of sale	Depreciation allowed/ allowable	Cost or other basis	FMV as of 12/31/69	Adj basis as of 12/31/69	Excess of FMV over adj basis		Gain or (loss)	
		TOTAL SHORT-TERM COMMON TRUST FUND AND PARTNERSHIP, S CORPORATION, AND OTHER ESTATES OR TRUST GAIN OR LOSS					743,254.	
		TOTAL LONG-TERM COMMON TRUST FUND AND PARTNERSHIP, S CORPORATION, AND OTHER ESTATES OR TRUST GAIN OR LOSS					87,172.	
		CREDIT SUISSE - SEE ATTACHED PROPERTY TYPE: SECURITIES				P	-55,809.	
		CREDIT SUISSE - SEE ATTACHED PROPERTY TYPE: SECURITIES				P	-997,963.	
4,237,829.		PNC BANK - SEE ATTACHED PROPERTY TYPE: SECURITIES 4,220,459.				P	17,370.	
2,843,989.		PNC BANK - SEE ATTACHED PROPERTY TYPE: SECURITIES 2,850,998.				P	-7,009.	
2,121,081.		CIBA HOLDING INC PROPERTY TYPE: SECURITIES 2,129,675.				P	01/09/2009	03/12/2009
853,105.		ELEKTRIZITAETS-GESELLSCHAFT PROPERTY TYPE: SECURITIES 810,733.				P	03/24/2009	04/15/2009
2,400,562.		BB BIOTECH AG PROPERTY TYPE: SECURITIES 2,838,053.				P	09/10/2007	07/24/2009
615,717.		BELLEVUE GROUP AG PROPERTY TYPE: SECURITIES 1,173,697.				P	10/15/2007	10/23/2009
1,637,916.		BB MEDTECH AG PROPERTY TYPE: SECURITIES 2,123,008.				P	12/18/2006	12/23/2009
262,992.		PERSHING LLC - SWISS FRANC PROPERTY TYPE: SECURITIES 256,648.				P	04/30/2009	05/13/2009
TOTAL GAIN (LOSS)							<u>-1653426.</u>	

Form 990-PF Disclosure

HJW FOUNDATION

E.I.N. #23-3012622

ATTACHMENT TO 2009 FORM 990-PF
RETURN OF PRIVATE FOUNDATION

STATEMENT REQUIRED BY REG. §53.4945-5(d)

INFORMATION WITH RESPECT TO EXPENDITURE RESPONSIBILITY GRANTS

- (1) Grantee:** The Wyss Peace Foundation
1302 Wrights Lane East, West Chester, PA 19380
- (2) Date Paid in Current Tax Year:** \$482,255 paid on May 29, 2009 and \$57,907,673 paid on June 30, 2009.
- (3) Total Paid:** \$482,255 paid on May 29, 2009 and \$57,907,673 paid on June 30, 2009.
- (4) Purpose:** Initial Endowment to be used to support the grantee's charitable purposes (grantee has been classified as an IRC Section 501(c)(3) organization).
- (5) Amount Of Grant Spent by Grantee:** \$824,923.
- (6) Diversion:** To the knowledge of the foundation, and based on the information furnished by the grantee, no part has been used for other than its intended purpose.
- (7) Date of Report Received from Grantee:** Updates received regularly in 2010 & 2011.
- (8) Verification:** HJW FOUNDATION reviewed the information received but did not undertake any verification of the grantee's reports as there has not been any reason to doubt their accuracy or reliability (Reg. 53.4945-5(c)).

FORM 990PF, PART I - INTEREST ON TEMPORARY CASH INVESTMENTS

<u>DESCRIPTION</u>	<u>REVENUE AND EXPENSES PER BOOKS</u>	<u>NET INVESTMENT INCOME</u>
PNC BANK	392.	392.
SANATATE & NATURA	4,526.	4,526.
TOTAL	<u>4,918.</u>	<u>4,918.</u>

FORM 990PF, PART I - DIVIDENDS AND INTEREST FROM SECURITIES

<u>DESCRIPTION</u>	<u>REVENUE AND EXPENSES PER BOOKS</u>	<u>NET INVESTMENT INCOME</u>
PNC BANK	152,397.	152,397.
BAUPOST VALUE PARTNERS III L.P.	2,743,457.	2,703,255.
PERSHING LLC (CREDIT SUISSE)	257,025.	257,025.
BANK AM BELLEVUE	479,233.	479,233.
CREDIT SUISSE	245,800.	245,800.
TOTAL	<u>3,877,912.</u>	<u>3,837,710.</u>

FORM 990PF, PART I - OTHER INCOME

DESCRIPTION
BAUPOST LIMITED PARTNERSHIP
PNC BANK
OTHER INCOME (LOSS)

	REVENUE AND EXPENSES PER BOOKS	NET INVESTMENT INCOME
	-1,903,030.	-970,556.
	19,151.	19,151.
	-12,789.	-12,789.
TOTALS	<u>-1,896,668.</u>	<u>-964,194.</u>

FORM 990PF, PART I - LEGAL FEES

<u>DESCRIPTION</u>	<u>REVENUE AND EXPENSES PER BOOKS</u>	<u>NET INVESTMENT INCOME</u>	<u>ADJUSTED NET INCOME</u>	<u>CHARITABLE PURPOSES</u>
LEGAL & PROFESSIONAL FEES	79,615.			16,085.
TOTALS	<u>79,615.</u>	<u>0.</u>	<u>0.</u>	<u>16,085.</u>

FORM 990PF, PART I - OTHER PROFESSIONAL FEES

<u>DESCRIPTION</u>	<u>REVENUE AND EXPENSES PER BOOKS</u>	<u>CHARITABLE PURPOSES</u>
CONSULTING FEES	10,945.	10,945.
TOTALS	<u>10,945.</u>	<u>10,945.</u>

FORM 990PF, PART I - INTEREST EXPENSE

<u>DESCRIPTION</u>	<u>REVENUE AND EXPENSES PER BOOKS</u>	<u>NET INVESTMENT INCOME</u>
INVESTMENT INTEREST EXPENSE	21,443.	6,591.
TOTALS	<u>21,443.</u>	<u>6,591.</u>

FORM 990PF, PART I - TAXES

<u>DESCRIPTION</u>	<u>REVENUE AND EXPENSES PER BOOKS</u>	<u>NET INVESTMENT INCOME</u>	<u>CHARITABLE PURPOSES</u>
FEDERAL TAXES	130,035.		
FOREIGN TAXES PAID	236,318.	223,137.	
STATE TAXES	1,874.		
REAL ESTATE TAXES	8,828.		8,828.
TOTALS	<u>377,055.</u>	<u>223,137.</u>	<u>8,828.</u>

FORM 990PF, PART I - OTHER EXPENSES

<u>DESCRIPTION</u>	<u>REVENUE AND EXPENSES PER BOOKS</u>	<u>NET INVESTMENT INCOME</u>	<u>CHARITABLE PURPOSES</u>
BANK FEES	740.		
PORTFOLIO DEDUCTIONS	300,754.	300,754.	
SECTION 59(E) (2) EXPENSES	12,724.	12,724.	
DEPLETION EXPENSE		47,370.	
INSURANCE EXPENSE	12,350.		
ADMINISTRATIVE EXPENSES	4,365.		2,910.
OTHER EXPENSES	2,073.		
TOTALS	<u>333,006.</u>	<u>360,848.</u>	<u>2,910.</u>

FORM 990PF, PART II - U.S. AND STATE OBLIGATIONS

ATTACHMENT 9

<u>DESCRIPTION</u>	<u>ENDING BOOK VALUE</u>	<u>ENDING FMV</u>
PNC ADVISORS	0.	0.
US OBLIGATIONS TOTAL	<u>0.</u>	<u>0.</u>

FORM 990PF, PART II - CORPORATE STOCK

ATTACHMENT 10

<u>DESCRIPTION</u>	<u>ENDING BOOK VALUE</u>	<u>ENDING FMV</u>
CREDIT SUISSE FIRST BOSTON	22,748,394.	23,433,651.
CREDIT SUISSE	9,832,745.	10,154,727.
BANK AM BELLEVUE	8,912,352.	5,258,984.
SANATATE & NATURA	1,002.	1,002.
TOTALS	<u>41,494,493.</u>	<u>38,848,364.</u>

FORM 990PF, PART II - CORPORATE BONDS

ATTACHMENT 11

<u>DESCRIPTION</u>	<u>ENDING BOOK VALUE</u>	<u>ENDING FMV</u>
PNC ADVISORS	1,375,661.	1,574,329.
CREDIT SUISSE	3,192,064.	3,192,064.
TOTALS	<u>4,567,725.</u>	<u>4,766,393.</u>

FORM 990PF, PART II - OTHER INVESTMENTS

ATTACHMENT 12

<u>DESCRIPTION</u>	<u>ENDING BOOK VALUE</u>	<u>ENDING FMV</u>
BAUPOST VALUE PARTNERS	41,535,298.	40,442,142.
TOTALS	<u>41,535,298.</u>	<u>40,442,142.</u>

FORM 990PF, PART II - OTHER ASSETS

ATTACHMENT 13

DESCRIPTION

ENDING ENDING
BOOK VALUE FMV

OTHER ASSETS

0. 0.

TOTALS

0. 0.

FORM 990PF, PART VII-A - LIQUIDATION, TERMINATION, ETC. STATEMENT

ASSETS WERE TRANSFERRED TO THE WYSS PEACE FOUNDATION INC.

FORM 990PF, PART VIII - LIST OF OFFICERS, DIRECTORS, AND TRUSTEES

ATTACHMENT 15

<u>NAME AND ADDRESS</u>	<u>TITLE AND AVERAGE HOURS PER WEEK DEVOTED TO POSITION</u>	<u>COMPENSATION</u>	<u>CONTRIBUTIONS TO EMPLOYEE BENEFIT PLANS</u>	<u>EXPENSE ACCT AND OTHER ALLOWANCES</u>
HANSJOERG WYSS 1302 WRIGHTS LANE EAST WEST CHESTER, PA 19380	CHAIRMAN	0.	0.	0.
JOSEPH FISHER 1302 WRIGHTS LANE EAST WEST CHESTER, PA 19380	TREASURER	0.	0.	0.
MOLLY MCUSIC 1302 WRIGHTS LANE EAST WEST CHESTER, PA 19380	PRESIDENT	0.	0.	0.
GRAND TOTALS		0.	0.	0.

RECIPIENT NAME AND ADDRESS	RELATIONSHIP TO SUBSTANTIAL CONTRIBUTOR AND FOUNDATION STATUS OF RECIPIENT	PURPOSE OF GRANT OR CONTRIBUTION	AMOUNT
SPINE EDUCATION & RESEARCH INSTITUTE 9005 GRANT STREET THORNTON, CO 80229	PUBLIC CHARITY	CHARITABLE CONTRIBUTION	10,000
BEYLER FOUNDATION ELISABETHENSTRASSE 28 CH-4010 BASEL SWITZERLAND	PUBLIC CHARITY	CHARITABLE CONTRIBUTION	1,394,100
CLEMSON UNIVERSITY 201 SIKES HALL CLEMSON, SC 29634	PUBLIC CHARITY	CHARITABLE CONTRIBUTION	500,000
THE WELLNESS COMMUNITY 530 HAMPSHIRE ROAD WESTLAKE VILLAGE, CA 91361	PUBLIC CHARITY	CHARITABLE CONTRIBUTION	10,000
CHILDREN'S HOSPITAL FOUNDATION 34TH STREET AND CIVIC CENTER BOULEVARD PHILADELPHIA, PA 19104	PUBLIC CHARITY	CHARITABLE CONTRIBUTION	50,000
ECOLE CANTONALE D'ART DU VALAIS RUE BONNE-EAU 16 CH-3960 SIERRE SWITZERLAND	PUBLIC CHARITY	CHARITABLE CONTRIBUTION	94,483

RECIPIENT NAME AND ADDRESS	RELATIONSHIP TO SUBSTANTIAL CONTRIBUTOR AND FOUNDATION STATUS OF RECIPIENT	PURPOSE OF GRANT OR CONTRIBUTION	AMOUNT
CENTER FOR AMERICAN PROGRESS 1333 H STREET, NW WASHINGTON, DC 20005	PUBLIC CHARITY	CHARITABLE CONTRIBUTION	400,000
KUNTMUSEUM BERN HOLDERSTRASSE 8-12 3000 BERN SWITZERLAND	PUBLIC CHARITY	CHARITABLE CONTRIBUTION	1,266,394
METROHEALTH FOUNDATION 2500 METROHEALTH DRIVE CLEVELAND, OH 44109	PUBLIC CHARITY	CHARITABLE CONTRIBUTION	500,000
ROCKY MOUNTAIN FIELD INSTITUTE 1520 ALAMO AVENUE COLORADO SPRINGS, CO 80907	PUBLIC CHARITY	CHARITABLE CONTRIBUTION	15,000
BOYS AND GIRLS CLUB OF MARTIN COUNTY 14555 SOUTHWEST 174TH COURT INDIANTOWN, FL 34956	PUBLIC CHARITY	CHARITABLE CONTRIBUTION	5,000
MAIN LINE HEALTH FOUNDATION 130 SOUTH BRYN MAWR AVENUE BRYN MAWR, PA 19010	PUBLIC CHARITY	CHARITABLE CONTRIBUTION	150,000

RECIPIENT NAME AND ADDRESS	RELATIONSHIP TO SUBSTANTIAL CONTRIBUTOR AND FOUNDATION STATUS OF RECIPIENT	PURPOSE OF GRANT OR CONTRIBUTION	AMOUNT
FOOD BANK OF NORTHERN INDIANA P O BOX 11365 SOUTH BEND, IN 46634	PUBLIC CHARITY	CHARITABLE CONTRIBUTION	10,000
CENTER FOR RESPONSIBLE LENDING 910 17TH STREET NW, SUITE 500 WASHINGTON, DC 20006	PUBLIC CHARITY	CHARITABLE CONTRIBUTION	1,000,000
UNIVERSITY MEDICAL CENTER 2500 N STATE STREET JACKSON, MS 39216	PUBLIC CHARITY	CHARITABLE CONTRIBUTION	250,000
AO SPINE INTERNATIONAL (AO FOUNDATION) CLAVADELERSTRASSE 8 7270 DAVOS SWITZERLAND	PUBLIC CHARITY	CHARITABLE CONTRIBUTION	248,886
STIFTUNG PROGR WAISENHAUSPLATZ 30 CH-3001 BERNE SWITZERLAND	PUBLIC CHARITY	CHARITABLE CONTRIBUTION	919,400
CENTER ON BUDGET & POLICY PRIORITIES 820 FIRST STREET NE, SUITE 510 WASHINGTON, DC 20002	PUBLIC CHARITY	CHARITABLE CONTRIBUTION	600,000

RECIPIENT NAME AND ADDRESS	RELATIONSHIP TO SUBSTANTIAL CONTRIBUTOR AND FOUNDATION STATUS OF RECIPIENT	PURPOSE OF GRANT OR CONTRIBUTION	AMOUNT
CHILDRENS MEDICAL FOUNDATION CENTRAL & EASTERN EUR 34TH & CIVIC CENTER BOULEVARD PHILADELPHIA, PA 19104	PUBLIC CHARITY	CHARITABLE CONTRIBUTION	100,000
FOUNDATION FOR THE PERFORMING ARTS CENTER 1 GRAND AVENUE SAN LUIS OBISPO, CA 93407	PUBLIC CHARITY	CHARITABLE CONTRIBUTION	5,000.
WARMER FOUNDATION 4425 WEST FLYING DIAMOND TUCSON, AZ 85742	PUBLIC CHARITY	CHARITABLE CONTRIBUTION	60,000
THE TIDES FOUNDATION P O BOX 29903 SAN FRANCISCO, CA 94129	PUBLIC CHARITY	CHARITABLE CONTRIBUTION	1,000,000
CONSTITUTIONAL ACCOUNTABILITY CENTER 1200 18TH STREET, NW SUITE 1002 WASHINGTON, DC 20036	PUBLIC CHARITY	CHARITABLE CONTRIBUTION	300,000
AMERICAN CIVIL LIBERTIES UNION 125 BROAD STREET, 18TH FLOOR NEW YORK, NY 10004	PUBLIC CHARITY	CHARITABLE CONTRIBUTION	1,000,000

RECIPIENT NAME AND ADDRESS	RELATIONSHIP TO SUBSTANTIAL CONTRIBUTOR AND FOUNDATION STATUS OF RECIPIENT	PURPOSE OF GRANT OR CONTRIBUTION	AMOUNT
BAUPOST VALUE PARTNERS LP III - PASS THROUGH			81
THE WYSS PEACE FOUNDATION INC 1302 WRIGHTS LANE EAST WEST CHESTER, PA 19380	PRIVATE FOUNDATION	CHARITABLE CONTRIBUTION	58,389,928
		TOTAL CONTRIBUTIONS PAID	<u>58,278,272</u>

**SCHEDULE D
(Form 1041)**

Department of the Treasury
Internal Revenue Service

Capital Gains and Losses

▶ **Attach to Form 1041, Form 5227, or Form 990-T. See the instructions for Schedule D (Form 1041) (also for Form 5227 or Form 990-T, if applicable).**

OMB No 1545-0092

2009

Name of estate or trust **HJW FOUNDATION**
C/O JOSEPH M. FISHER

Employer identification number
23-3012622

Note: Form 5227 filers need to complete **only** Parts I and II

Part I Short-Term Capital Gains and Losses - Assets Held One Year or Less

(a) Description of property (Example 100 shares 7% preferred of "Z" Co)	(b) Date acquired (mo, day, yr)	(c) Date sold (mo, day, yr)	(d) Sales price	(e) Cost or other basis (see page 4 of the instructions)	(f) Gain or (loss) for the entire year Subtract (e) from (d)
1a					

b Enter the short-term gain or (loss), if any, from Schedule D-1, line 1b	1b	1,683.
2 Short-term capital gain or (loss) from Forms 4684, 6252, 6781, and 8824	2	
3 Net short-term gain or (loss) from partnerships, S corporations, and other estates or trusts	3	743,254.
4 Short-term capital loss carryover Enter the amount, if any, from line 9 of the 2008 Capital Loss Carryover Worksheet	4	()
5 Net short-term gain or (loss). Combine lines 1a through 4 in column (f) Enter here and on line 13, column (3) on the back	5	744,937.

Part II Long-Term Capital Gains and Losses - Assets Held More Than One Year

(a) Description of property (Example 100 shares 7% preferred of "Z" Co)	(b) Date acquired (mo, day, yr)	(c) Date sold (mo, day, yr)	(d) Sales price	(e) Cost or other basis (see page 4 of the instructions)	(f) Gain or (loss) for the entire year Subtract (e) from (d)
6a					

b Enter the long-term gain or (loss), if any, from Schedule D-1, line 6b	6b	-2,485,535.
7 Long-term capital gain or (loss) from Forms 2439, 4684, 6252, 6781, and 8824	7	
8 Net long-term gain or (loss) from partnerships, S corporations, and other estates or trusts	8	87,172.
9 Capital gain distributions	9	
10 Gain from Form 4797, Part I	10	
11 Long-term capital loss carryover Enter the amount, if any, from line 14 of the 2008 Capital Loss Carryover Worksheet	11	()
12 Net long-term gain or (loss). Combine lines 6a through 11 in column (f) Enter here and on line 14a, column (3) on the back	12	-2,398,363.

For Paperwork Reduction Act Notice, see the Instructions for Form 1041.

Schedule D (Form 1041) 2009

Part III Summary of Parts I and II Caution: Read the instructions before completing this part		(1) Beneficiaries' (see page 5)	(2) Estate's or trust's	(3) Total
13	Net short-term gain or (loss)	13		744,937.
14	Net long-term gain or (loss):			
a	Total for year	14a		-2,398,363.
b	Unrecaptured section 1250 gain (see line 18 of the wrksh t)	14b		
c	28% rate gain	14c		
15	Total net gain or (loss). Combine lines 13 and 14a	15		-1,653,426.

Note: If line 15, column (3), is a net gain, enter the gain on Form 1041, line 4 (or Form 990-T, Part I, line 4a) If lines 14a and 15, column (2), are net gains, go to Part V, and **do not** complete Part IV If line 15, column (3), is a net loss, complete Part IV and the **Capital Loss Carryover Worksheets** necessary

Part IV Capital Loss Limitation		
16	Enter here and enter as a (loss) on Form 1041, line 4 (or Form 990-T, Part I, line 4c, if a trust), the smaller of a The loss on line 15, column (3) or b \$3,000	16 (3,000.)

Note: If the loss on line 15, column (3), is more than \$3,000, or if Form 1041, page 1, line 22 (or Form 990-T, line 34), is a loss, complete the **Capital Loss Carryover Worksheet** on page 7 of the instructions to figure your capital loss carryover

Part V Tax Computation Using Maximum Capital Gains Rates

Form 1041 filers. Complete this part **only** if both lines 14a and 15 in column (2) are gains, or an amount is entered in Part I or Part II and there is an entry on Form 1041, line 2b(2), and Form 1041, line 22, is more than zero

Caution: Skip this part and complete the worksheet on page 8 of the instructions if

- Either line 14b, col (2) or line 14c, col (2) is more than zero, or
- Both Form 1041, line 2b(1), and Form 4952, line 4g are more than zero

Form 990-T trusts. Complete this part **only** if both lines 14a and 15 are gains, or qualified dividends are included in income in Part I of Form 990-T, and Form 990-T, line 34, is more than zero Skip this part and complete the worksheet on page 8 of the instructions if either line 14b, col (2) or line 14c, col (2) is more than zero

17	Enter taxable income from Form 1041, line 22 (or Form 990-T, line 34)	17		
18	Enter the smaller of line 14a or 15 in column (2) but not less than zero	18		
19	Enter the estate's or trust's qualified dividends from Form 1041, line 2b(2) (or enter the qualified dividends included in income in Part I of Form 990-T)	19		
20	Add lines 18 and 19	20		
21	If the estate or trust is filing Form 4952, enter the amount from line 4g, otherwise, enter -0-	21		
22	Subtract line 21 from line 20 If zero or less, enter -0-	22		
23	Subtract line 22 from line 17 If zero or less, enter -0-	23		
24	Enter the smaller of the amount on line 17 or \$2,300	24		
25	Is the amount on line 23 equal to or more than the amount on line 24? <input type="checkbox"/> Yes. Skip lines 25 and 26, go to line 27 and check the "No" box <input type="checkbox"/> No. Enter the amount from line 23	25		
26	Subtract line 25 from line 24	26		
27	Are the amounts on lines 22 and 26 the same? <input type="checkbox"/> Yes. Skip lines 27 thru 30, go to line 31 <input type="checkbox"/> No. Enter the smaller of line 17 or line 22	27		
28	Enter the amount from line 26 (If line 26 is blank, enter -0-)	28		
29	Subtract line 28 from line 27	29		
30	Multiply line 29 by 15% (15)		30	
31	Figure the tax on the amount on line 23 Use the 2009 Tax Rate Schedule for Estates and Trusts (see the Schedule G instructions in the instructions for Form 1041)		31	
32	Add lines 30 and 31		32	
33	Figure the tax on the amount on line 17 Use the 2009 Tax Rate Schedule for Estates and Trusts (see the Schedule G instructions in the instructions for Form 1041)		33	
34	Tax on all taxable income. Enter the smaller of line 32 or line 33 here and on Form 1041, Schedule G, line 1a (or Form 990-T, line 36)		34	

COMMONWEALTH OF PENNSYLVANIA
DEPARTMENT OF STATE
CORPORATION BUREAU
206 NORTH OFFICE BUILDING
P.O. BOX 8722
HARRISBURG, PA 17105-8722
WWW.CORPORATIONS.STATE.PA.US/CORP

HJW Foundation

THE CORPORATION BUREAU IS HAPPY TO SEND YOU YOUR FILED DOCUMENT. THE CORPORATION BUREAU IS HERE TO SERVE YOU AND WANTS TO THANK YOU FOR DOING BUSINESS IN PENNSYLVANIA.

IF YOU HAVE ANY QUESTIONS PERTAINING TO THE CORPORATION BUREAU, PLEASE VISIT OUR WEB SITE LOCATED AT WWW.CORPORATIONS.STATE.PA.US/CORP OR PLEASE CALL OUR MAIN INFORMATION TELEPHONE NUMBER (717)787-1057 FOR ADDITIONAL INFORMATION REGARDING BUSINESS AND / OR UCC FILINGS. PLEASE VISIT OUR ONLINE "SEARCHABLE DATABASE" LOCATED ON OUR WEB SITE

ENTITY NUMBER: 2894598

HJW Foundation
1302 Wrights Lane East
West Chester, PA 19312

PENNSYLVANIA DEPARTMENT OF STATE
CORPORATION BUREAU

Articles of Amendment-Domestic Corporation
(15 Pa.C.S.)

- Business Corporation (§ 1915)
 Nonprofit Corporation (§ 5915)

Name HJW Foundation			C/O Joseph Fisher		
Address 1302 Wrights Lane East					
City	State	Zip Code			
West Chester	PA	19312			

Document will be returned to the name and address you enter to the left.



Commonwealth of Pennsylvania
ARTICLES OF AMENDMENT-NONPROFIT 3 Page(s)

Fee: \$70



In compliance with the requirements of the applicable provisions (relating to articles of amendment), the undersigned, desiring to amend its articles, hereby states that:

1. The name of the corporation is:
Hansjoerg Wyss Foundation

2. The (a) address of this corporation's current registered office in this Commonwealth or (b) name of its commercial registered office provider and the county of venue is (the Department is hereby authorized to correct the following information to conform to the records of the Department):

(a) Number and Street	City	State	Zip	County
1690 Russell Road	Paoli	PA	19301	Chester County

(b) Name of Commercial Registered Office Provider _____ County _____
c/o _____

3. The statute by or under which it was incorporated: PA Nonprofit Corporation Law of 1988

4. The date of its incorporation: August 25, 1999

5. Check, and if appropriate complete, one of the following:

The amendment shall be effective upon filing these Articles of Amendment in the Department of State.

The amendment shall be effective on: _____ at _____
Date Hour

PA DEPT. OF STATE

MAY 13/2009

6. Check one of the following:

- The amendment was adopted by the shareholders or members pursuant to 15 Pa.C.S. § 1914(a) and (b) or § 5914(a).
- The amendment was adopted by the board of directors pursuant to 15 Pa. C.S. § 1914(c) or § 5914(b).

7. Check, and if appropriate, complete one of the following:

- The amendment adopted by the corporation, set forth in full, is as follows

1. Name: The name of the Corporation shall be changed from the Hansjoerg Wyss Foundation to the HJW Foundation.

- The amendment adopted by the corporation is set forth in full in Exhibit A attached hereto and made a part hereof.

8. Check if the amendment restates the Articles:

- The restated Articles of Incorporation supersede the original articles and all amendments thereto.

IN TESTIMONY WHEREOF, the undersigned corporation has caused these Articles of Amendment to be signed by a duly authorized officer thereof this

11th day of May

2009

Hansjoerg Wyss Foundation

Name of Corporation

Joseph Fisher

Signature

Treasurer

Title

HANSJOERG WYSS FOUNDATION

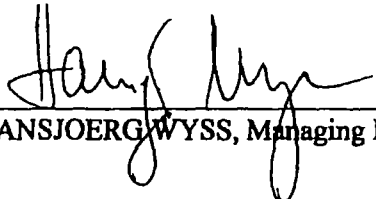
**WRITTEN CONSENT OF THE MANAGING DIRECTOR
TO CORPORATE ACTION**

The undersigned, being the sole MANAGING DIRECTOR of HANSJOERG WYSS FOUNDATION , a Pennsylvania nonprofit corporation (the "Corporation"), does hereby adopt, in accordance with Section 5727 of the Pennsylvania Nonprofit Corporation Law of 1988, as amended, the following resolution:

Name Change

RESOLVED, that the name of the corporation is hereby changed from the Hansjoerg Wyss Foundation to the HJW Foundation.

The undersigned has executed this Consent effective as of the 7th day of May, 2009.



HANSJOERG WYSS, Managing Director

COMMONWEALTH OF PENNSYLVANIA
DEPARTMENT OF STATE
CORPORATION BUREAU
206 NORTH OFFICE BUILDING
P.O. BOX 8722
HARRISBURG, PA 17105-8722
WWW.CORPORATIONS.STATE.PA.US/CORP

HJW Foundation

THE CORPORATION BUREAU IS HAPPY TO SEND YOU YOUR FILED DOCUMENT. THE CORPORATION BUREAU IS HERE TO SERVE YOU AND WANTS TO THANK YOU FOR DOING BUSINESS IN PENNSYLVANIA.

IF YOU HAVE ANY QUESTIONS PERTAINING TO THE CORPORATION BUREAU, PLEASE VISIT OUR WEB SITE LOCATED AT WWW.CORPORATIONS.STATE.PA.US/CORP OR PLEASE CALL OUR MAIN INFORMATION TELEPHONE NUMBER (717)787-1057. FOR ADDITIONAL INFORMATION REGARDING BUSINESS AND / OR UCC FILINGS, PLEASE VISIT OUR ONLINE "SEARCHABLE DATABASE" LOCATED ON OUR WEB SITE

ENTITY NUMBER. 2894598

HJW Foundation
1302 Wrights Lane East
West Chester, PA 19312

PENNSYLVANIA DEPARTMENT OF STATE
CORPORATION BUREAU

Articles of Amendment-Domestic Corporation
(15 Pa.C.S.)

- Business Corporation (§ 1915)
 Nonprofit Corporation (§ 5915)

Name		
HJW Foundation	C/O Joseph Fisher	
Address		
1302 Wrights Lane East		
City	State	Zip Code
West Chester	PA	19312

Document will be returned to the name and address you enter to the left.



Commonwealth of Pennsylvania
ARTICLES OF AMENDMENT-NONPROFIT 3 Page(s)



T0913311054

Fee: \$70

In compliance with the requirements of the applicable provisions (relating to articles of amendment), the undersigned, desiring to amend its articles, hereby states that:

1. The name of the corporation is:
Hansjoerg Wyss Foundation

2. The (a) address of this corporation's current registered office in this Commonwealth or (b) name of its commercial registered office provider and the county of venue is (the Department is hereby authorized to correct the following information to conform to the records of the Department):

(a) Number and Street	City	State	Zip	County
1690 Russell Road	Paoli	PA	19301	Chester County

(b) Name of Commercial Registered Office Provider _____ County _____
c/o _____

3. The statute by or under which it was incorporated: PA Nonprofit Corporation Law of 1988

4. The date of its incorporation: August 25, 1999

5. Check, and if appropriate complete, one of the following:

The amendment shall be effective upon filing these Articles of Amendment in the Department of State.

The amendment shall be effective on: _____ at _____
Date Hour

PA DEPT. OF STATE

MAY 13 2009

6. Check one of the following:

- The amendment was adopted by the shareholders or members pursuant to 15 Pa.C.S. § 1914(a) and (b) or § 5914(a).
- The amendment was adopted by the board of directors pursuant to 15 Pa. C.S. § 1914(c) or § 5914(b).

7. Check, and if appropriate, complete one of the following:

- The amendment adopted by the corporation, set forth in full, is as follows

1. Name: The name of the Corporation shall be changed from the Hansjoerg Wyss Foundation to the HJW Foundation.

- The amendment adopted by the corporation is set forth in full in Exhibit A attached hereto and made a part hereof.

8. Check if the amendment restates the Articles:

- The restated Articles of Incorporation supersede the original articles and all amendments thereto.

IN TESTIMONY WHEREOF, the undersigned corporation has caused these Articles of Amendment to be signed by a duly authorized officer thereof this

11th day of May

2009

Hansjoerg Wyss Foundation

Name of Corporation

Joseph Fisher

Signature

Treasurer

Title

HANSJOERG WYSS FOUNDATION

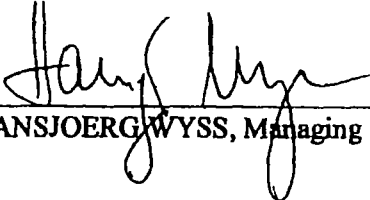
**WRITTEN CONSENT OF THE MANAGING DIRECTOR
TO CORPORATE ACTION**

The undersigned, being the sole MANAGING DIRECTOR of HANSJOERG WYSS FOUNDATION , a Pennsylvania nonprofit corporation (the "Corporation"), does hereby adopt, in accordance with Section 5727 of the Pennsylvania Nonprofit Corporation Law of 1988, as amended, the following resolution:

Name Change

RESOLVED, that the name of the corporation is hereby changed from the Hansjoerg Wyss Foundation to the HJW Foundation.

The undersigned has executed this Consent effective as of the 7th day of May, 2009.



HANSJOERG WYSS, Managing Director

COUNTRY USA Account holder
 HOLDING PERIOD UP TO ONE YEAR Hansjoerg Wyss Foundation
 Ret

CUSTOMER-NUMBER 0094- 246457-4 DETAILS OF RECAPITULATION: BONDS AND MONEY MARKET PAPERS

Amount or number	Description Relevant transaction and amount or number traded	Security no. Transaction currency and market price	Conversion rate transaction currency in USD	Acquisition / disposal value in USD	Incidental costs in USD	Tax-relevant amount in USD	Tax-relevant gain / loss in USD
	BONDS AND MONEY MARKET PAPERS						
	Switzerland 0094-246457-4-1 SATKORREKTUR	CH0020423346					
	United States of America						
	1.374 % GENERAL ELECTRIC CAPITAL CORP						
CHF 100,000	2005-12-2-10						
CHF -100,000	16.02.2009 Purchase	97.75 %	0.8590327	88,940.45		88,970.45	
	03.03.2009 Sale	94.70 %	0.8670019	82,105.08		82,105.08	- 1,865.37
	Netherlands						
	REG. SW. GAN. HOPS CHF 4.05	CH0102559627					
CHF 1,000	17.08.2009 Purchase	47.086 %	0.9266123	- 43,630.47	- 32.75	- 43,663.22	
CHF 1,000	01.10.2009 Decartelization (to CH0102559627)						
CHF 1,000	01.10.2009 Decartelization (from CH0029758650)						
CHF 1,000	19.10.2009 Sale	53.50 %	0.9873617	15,329.38	- 10.02	15,319.36	
	3 X NOTES NV BANK NEDERLANDSE GEMEENTEN	XS0213181679					
	28.07.2008 Purchase	97.74 %	1.5597211	- 60,978.86		- 60,978.86	
EUR 40,000	28.07.2008 Purchase	101.75 %	1.4008616	57,002.04		57,002.04	
EUR -40,000	28.05.2009 Sale (from 40,000)						- 3,976.82

Account holder

COUNTRY USA
 HOLDING PERIOD UP TO ONE YEAR
 Hansjoerg Wyss Foundation
 Ret

CUSTOMER-NUMBER 0094-246457-4

DETAILS OF RECAPITULATION: BONDS AND MONEY MARKET PAPERS

Amount or number	Description Relevant transaction and amount or number traded	Security no. Transaction currency and market price	Conversion rate transaction currency in USD	Acquisition / disposal value in USD	Incidental costs in USD	Tax-relevant amount in USD	Tax-relevant gain / loss in USD
	Svekeppning n. 0094-246457-452 Svekeppning account portfolio						
	United States of America						
	REG. SMS SWISS HOLDING CHF 1,200	CH00102659627	0.9266123	- 52,356.56	- 39.30	- 52,395.86	
CHF 1,200	17.08.2009 Purchase	47.086 %					
CHF 1,200	01.10.2009 Decapitalization (from CH00102659627)						
CHF 1,200	01.10.2009 Decapitalization (from CH0029758650)						
CHF 1,200	18.10.2009 Sale	13.50 %		15,998.22	12.02	15,986.20	36,412.64
	Netherlands						
	3 1/8 % EURO MEDIUM-TERM NOTES NV BANK NEDERLANDSE SEBENTEN BNS 2007-27-14	CH0031388124	0.9123255	- 45,365.39		- 45,365.39	
CHF 50,000	14.08.2008 Purchase (from 150,000)	99.45 %					
CHF 50,000	19.06.2009 Sale	101.35 %	0.9226795	46,756.78		46,756.78	1,391.39
CHF 100,000	14.08.2008 Purchase (from 150,000)	99.45 %	0.9123255	- 90,730.77		- 90,730.77	
CHF 100,000	26.06.2009 Sale	101.69 %	0.9279887	94,268.76		94,268.76	3,537.99
	2 3/8 % EURO MEDIUM-TERM NOTES NEDERLANDSE WATERSTAATSBANK NV 2005-14-10	XS0216985378	1.5597211	- 75,513.90		- 75,513.90	
EUR 50,000	28.07.2008 Purchase	96.83 %					
EUR 50,000	28.06.2009 Sale (from 90,000)	100.46 %	1.5566661	67,001.72		67,001.72	8,512.11

Amount or number	Description Relevant transaction and amount or number traded	Security no. Transaction currency and market price	Conversion rate transaction currency in USD	Acquisition / disposal value in USD	Incidental costs in USD	Tax-relevant amount in USD	Tax-relevant gain / loss in USD
	DOMESTIC TOTAL TRANSFERRED TO RECAPITULATION					GAINS LOSSES	0.0 - 68,621.8
	FOREIGN TOTAL TRANSFERRED TO RECAPITULATION					GAINS LOSSES	6,229.3 - 12,489.0

Account holder

Hansjoerg Wyss Foundation

USA
HOLDING PERIOD MORE THAN ONE YEAR

COUNTRY
HOLDING PERIOD MORE THAN ONE YEAR

CUSTOMER-NUMBER 0094- 246457-4

DETAILS OF RECAPITULATION: BONDS AND MONEY MARKET PAPERS

Amount or number	Description Relevant transaction and amount or number traded	Security no. Transaction currency and market price	Conversion rate transaction currency in USD	Acquisition / disposal value in USD	Incidental costs in USD	Tax-relevant amount in USD	Tax-relevant gain / loss in USD
	Norway						
	2. F. EURO MEDIUM-TERM NOTE EXPORTFINANS	CH001532397					
	ASA 2003-17 S.09	99.00 %	0.8224699	126,156.78	12.21	126,148.99	
CHF 150,000	10.04.2007 Purchase Cfom 800,000	100.00 %	0.8457375	126,860.63		126,860.63	9,711.64
CHF -150,000	17.03.2009 Redemption due date						
	Switzerland						
	3.04.2008 SWISSBOND LFB 2007-22 10.10	CH000558637					
CHF 200,000	31.03.2008 Purchase	100.20 %	0.9888752	198,170.59	170.68	198,341.27	
CHF -200,000	09.07.2009 Sale	102.90 %	0.9190332	189,137.03	182.11	188,991.92	9,349.35

COUNTRY HOLDING PERIOD USA MORE THAN ONE YEAR
 Hansjörg Wyss Foundation Ret

CUSTOMER-NUMBER 0094 - 246457-4

DETAILS OF RECAPITULATION: BONDS AND MONEY MARKET PAPERS

Amount or number	Description Relevant transaction and amount or number traded	Security no. Transaction currency and market price	Conversion rate transaction currency in USD	Acquisition / disposal value in USD	Incidental costs in USD	Tax-relevant amount in USD	Tax-relevant gain / loss in USD
CHF 20,000	MARKETS PLC 2005-29.12.09	99.20%	0.7932730	15,740.12	1.58	15,740.12	1,941.19
CHF -20,000	24.08.2005 Purchase	100.20%	0.8823010	17,681.31		17,681.31	
CHF 40,000	22.04.2009 Sale	99.20%	0.7932730	31,677.07	3.16	31,680.23	3,480.54
CHF -40,000	22.04.2009 Purchase	100.25%	0.8718396	34,960.77		34,960.77	
CHF 90,000	24.08.2005 Purchase	99.20%	0.7932730	70,823.41	7.10	70,830.51	13,580.26
CHF -90,000	28.05.2009 Sale	100.28%	0.9352787	84,410.77	3.95	84,410.77	
CHF 50,000	24.08.2005 Purchase	99.20%	0.7932730	38,346.34		38,346.34	7,371.63
CHF -50,000	08.06.2009 Sale	100.34%	0.9312721	46,721.92	7.89	46,721.92	
CHF 100,000	12.09.2005 Purchase	99.20%	0.7932730	78,267.39		78,267.39	16,202.10
CHF -100,000	31.07.2009 Sale	100.42%	0.9408223	94,477.58		94,477.58	
CHF 100,000	100% CAPITAL PROTECTED UNITS PLUS CREDIT	96.40%	0.9122423	87,940.16		87,940.16	-1,383.01
CHF -100,000	22.01.2008 Purchase	96.40%	0.8823462	86,557.15		86,557.15	
CHF 150,000	29.04.2009 Sale	96.40%	0.9122423	151,916.26		151,916.26	46,559.58
CHF 50,000	22.01.2008 Purchase	97.10%	0.9590026	46,559.58		46,559.58	
CHF -200,000	28.05.2009 Sale	98.60%	0.9344787	184,436.96		184,436.96	5,671.14

Account holder

COUNTRY USA
 HANSJOERG WYSS FOUNDATION
 HOLDING PERIOD MORE THAN ONE YEAR
 Ret

CUSTOMER-NUMBER 0094 - 246457-4

DETAILS OF RECAPITULATION: BONDS AND MONEY MARKET PAPERS

Amount or number	Description Relevant transaction and amount or number traded	Security no Transaction currency and market price	Conversion rate transaction currency in USD	Acquisition / disposal value in USD	Incidental costs in USD	Tax-relevant amount in USD	Tax-relevant gain / loss in USD
	Net position						
EUR 60,000	2-3/8% EUR MEDIUM TERM NOTES NEDERLANDSE WATERSCHEPSBANK NV 2005-15.4.10	XSN216835376	1.2229556	73,245.16		73,245.16	
EUR -60,000	16.09.2005 Purchase (from 150,000)	100.44 %	1.3246930	79,831.30		79,831.30	6,586.16
EUR 60,000	27.04.2009 Sale	100.44 %	1.2229556	73,245.16		73,245.16	
EUR -60,000	16.09.2005 Purchase (from 150,000)	100.44 %	1.2229556	73,245.16		73,245.16	
EUR -40,000	28.04.2009 Sale (from 90,000)	100.44 %	1.3341641	53,601.38		53,601.38	4,771.29
	DOMESTIC TOTAL TRANSFERRED TO RECAPITULATION					GAINS LOSSES	0.00 0.00
	FOREIGN TOTAL TRANSFERRED TO RECAPITULATION					GAINS LOSSES	66,966.84 - 18,129.48

Account holder

Hansjoerg Wyss Foundation
Ret

COUNTRY USA
HOLDING PERIOD UP TO ONE YEAR

CUSTOMER-NUMBER 0094- 246457-4

DETAILS OF RECAPITULATION: STOCKS

Amount or number	Description Relevant transaction and amount or number traded	Security no. Transaction currency and market price	Conversion rate transaction currency in USD	Acquisition / disposal value in USD	Incidental costs in USD	Tax-relevant amount in USD	Tax-relevant gain / loss in USD
	Stocks						
	Switzerland						
	REG.SHS S&P500						
400	19.05.2009 Purchase (from 1.000)	DE000840017	1.376505	- 20.890.53	- 31.33	- 20.921.86	
400	21.09.2009 Exchange equities (from 1.000) (to DE000840017)	EUR 37.94					
400	21.09.2009 Exchange equities (from 1.000) (from DE0005752000)	EUR 52.247625	1.5089764	31.328.98	31.33	31.321.90	
	Switzerland						
	REG.SHS SGS LTD CHF 1.00	CH0002497458					
20	02.09.2008 Purchase (from 60)	CHF 1.134.00	0.8729050	25.884.88	14.88	25.899.76	
-20	15.01.2009 Sale	CHF 1.134.00	0.8729050	19.797.49	- 14.88	19.782.61	- 6.051.61
40	02.09.2008 Purchase (from 60)	CHF 954.00	0.8491848	51.629.70	38.74	51.668.44	
20	09.12.2008 Purchase	CHF 1.134.00	0.8491848	16.202.45	12.18	16.214.63	
-60	02.03.2009 Sale	CHF 1.134.00	0.8862106	52.998.50	39.75	52.958.75	- 14.982.52
20	19.03.2009 Purchase (from 60)	CHF 1.190.00	0.8862106	21.091.81	15.82	21.107.63	
20	02.11.2009 Sale	CHF 1.190.00	0.8862106	24.888.67	20.25	24.868.42	
15	19.03.2009 Purchase (from 60)	CHF 1.190.00	0.8862106	15.818.86	11.86	15.830.72	
-15	04.12.2009 Sale	CHF 1.294.671	0.9755146	18.244.54	14.24	18.230.30	

1) Tax treatment unclear, please ask your tax consultant

Account holder

Hansjoerg Wyss Foundation
Ret

COUNTRY USA
HOLDING PERIOD UP TO ONE YEAR

CUSTOMER-NUMBER 0094- 246457-4

DETAILS OF RECAPITULATION: STOCKS

Amount of number	Description Relevant transaction and amount or number traded	Security no. Transaction currency and market price	Conversion rate transaction currency in USD	Acquisition / disposal value in USD	Incidental costs in USD	Tax-relevant amount in USD	Tax-relevant gain / loss in USD
50	REG. SHS SWISSCOM LTD CHF 1.00 27.04.2009 Purchase (from 200)	CHF 298.3305	0.8832362	- 13,174.81	- 9.88	- 13,184.69	
50	20.03.2009 Sale	CHF 364.30	0.9976078	19,171.32	14.61	19,185.93	5,991.24
700	REG. SHS ACTELION LTD. CHF 0.5 27.04.2009 Purchase	CHF 51.4506	0.882562	- 31,810.10	- 28.89	- 31,838.99	
-700	20.07.2009 Sale	CHF 57.497	0.9355050	37,692.36	- 28.28	37,664.08	5,830.05
50	REG. SHS STRAUDER SA CHF 10 09.12.2008 Purchase	CHF 819.50	0.8491848	- 36,795.35	- 26.11	- 34,821.46	
50	31.03.2009 Sale	CHF 374.80	0.8936010	25,323.29	- 12.00	25,311.29	- 2,510.17
150	REG. SHS SYNGENTA LTD CHF 0.1 12.09.2008 Purchase (from 200)	CHF 251.96	0.8226146	- 35,152.98	- 26.37	- 35,179.35	
-150	16.02.2009 Sale	CHF 237.40	0.8525149	30,358.06	- 22.80	30,335.26	- 4,844.09
50	12.09.2008 Purchase (from 200)	CHF 261.96	0.8966144	- 11,717.66	- 8.79	- 11,726.45	
200	14.10.2008 Purchase	CHF 204.50	0.8826125	- 36,098.85	- 27.10	- 36,125.95	
250	02.03.2009 Sale	CHF 237.00	0.8542087	50,436.12	- 37.84	50,398.28	2,543.88
300	07.04.2009 Purchase	CHF 210.841666	0.8757334	- 55,392.33	- 61.55	- 55,453.88	
300	17.06.2009 Sale	CHF 255,716166	0.9212365	70,119.07	- 52.60	70,066.47	14,632.15
200	BEARER SHARES THE SWITCH GROUP LTD CHF 2.25 01.07.2008 Purchase (from 200)	CHF 248.60	0.9766671	48,569.00	- 36.45	48,532.55	
-200	04.06.2009 Sale	CHF 184.40	0.9229349	34,037.84	- 25.56	34,012.28	- 14,613.17

CUSTOMER-NUMBER 0094- 246457-4

DETAILS OF RECAPITULATION: STOCKS

Amount or number	Description Relevant transaction and amount or number traded	Security no. Transaction currency and market price	Conversion rate transaction currency in USD	Acquisition / disposal value in USD	Incidental costs in USD	Tax-relevant amount in USD	Tax-relevant gain / loss in USD
400	REG. SHS SPINNY HOLDING AG CHF 0.05 30.06.2008 Purchase (from 500)	CH0012569785 CHF 85.45	0.9744689	- 33,307.35	- 24.98	- 33,332.33	
-600	12.05.2009 Sale 300	CHF 68.4255	0.8487275	21,472.77	16.11	21,456.66	13,675.67
300	19.08.2008 Purchase	CHF 78.20	0.9120759	- 21,397.30	- 16.05	- 21,413.35	
400	15.12.2008 Purchase	CHF 60.8825	0.9488551	- 22,917.24	- 17.22	- 22,934.46	
-700	09.07.2009 Sale (from 800)	CHF 87.90	0.9190332	56,548.11	- 42.42	56,505.69	12,157.88
350	REG. SHS LONZA GROUP AG CHF 1.00 20.07.2009 Purchase	CH001381017 CHF 113.355	0.9327488	- 37,006.11	- 27.79	- 37,033.90	
250	02.11.2009 Purchase	CHF 81.204	0.9822217	20,000.99	15.04	20,016.03	
-600	04.12.2009 Sale	CHF 74.851	0.9755146	43,810.95	- 32.87	43,778.08	- 15,271.83
300	REG. SHS SUTSYS LIFE HOLDING AG CHF 12 26.06.2008 Purchase	CH001482768 CHF 271.50	0.9796238	- 79,790.36	- 59.85	- 79,850.21	
200	14.10.2008 Purchase	CHF 136.90	0.8826125	21,185.93	18.14	21,167.79	
400	09.12.2008 Purchase	CHF 78.00	0.8491848	- 26,494.57	- 19.87	- 26,514.44	
900	25.01.2009 Sale	CHF 59.150664	0.8732099	46,469.96	- 34.88	46,435.08	86,113.64
600	REG. SHS KUEHNE + NAGEL INTERNATIONAL AG CHF 1.00 20.08.2009 Purchase	CH0025238663 CHF 86.65	0.9441088	- 49,084.22	- 36.82	- 49,121.04	
600	28.10.2009 Sale	CHF 92.44	0.9818960	54,462.44	40.89	54,421.55	5,300.51
1,200	SHS CIE FINANCIERE RICHEMONT SA CHF 1.00 02.12.2008 Purchase	CH0045039655 CHF 21.99	0.8221042	- 21,403.59	- 15.98	- 21,419.57	
900	07.01.2009 Purchase	CHF 21.16	0.9155832	- 17,436.37	- 13.10	- 17,449.47	
-2,100	17.04.2009 Sale (from 3,500)	CHF 21.00	0.8602691	37,938.75	26.67	37,912.08	858.74
1,500	23.04.2009 Purchase (from 3,500)	CHF 20.68316	0.8630361	- 26,775.47	- 20.08	- 26,795.55	
1,500	12.08.2009 Sale	CHF 26.42	0.8285913	36,800.07	27.62	36,772.45	9,976.90
2,000	23.04.2009 Purchase (from 3,500)	CHF 20.68316	0.8630361	- 35,700.63	- 26.77	- 35,727.40	
2,000	10.09.2009 Sale	CHF 28.94	0.9610764	55,627.10	41.75	55,585.35	19,857.95

Account holder

COUNTRY: USA
 HOLDING PERIOD: UP TO ONE YEAR
 HansJoerg Wyss Foundation
 Ret

CUSTOMER-NUMBER: 0094- 246457-4

DETAILS OF RECAPITULATION: STOCKS

Amount or number	Relevant transaction and amount or number traded	Description	Security no. Transaction currency and market prices	Conversion rate transaction currency in USD	Acquisition / disposal value in USD	Incidental costs in USD	Tax-relevant amount in USD	Tax-relevant gain / loss in USD
1,000	17.08.2009 Purchase	REG. SHS. MUTUIS SAAR. GROUPE AG CHF 0.02	CHF 47.086	0.9415309	44,332.92	33.28	44,366.20	
1,000	01.10.2009 Desertalization	REG. SHS. MUTUIS SAAR. GROUPE AG CHF 0.02	CHF 47.086					
1,000	01.10.2009 Desertalization (from CH0029758650)	REG. SHS. MUTUIS SAAR. GROUPE AG CHF 0.02	CHF 47.086					
1,000	28.10.2009 Sale	REG. SHS. MUTUIS SAAR. GROUPE AG CHF 0.02	CHF 47.086	0.9415309	44,332.92	33.28	44,366.20	
1,260	10.07.2009 Capital increase	BEZUGSRECHTE HOLCIM LTD 2009-17.7.09 AUF NANNENAKTIEN	CH0102529002					
1,260	16.07.2009 Sale	BEZUGSRECHTE HOLCIM LTD 2009-17.7.09 AUF NANNENAKTIEN	CH0102529002	0.9381748	2,316.91		2,316.91	2,316.91

Account holder

Hansjoerg Wyss Foundation
Ret

COUNTRY USA
HOLDING PERIOD UP TO ONE YEAR

CUSTOMER-NUMBER 0094- 246457-4

DETAILS OF RECAPITULATION: STOCKS

Amount or number	Description Relevant transaction and amount or number traded	Security no. Transaction currency and market price	Conversion rate transaction currency in USD	Acquisition / disposal value in USD	Incidental costs in USD	Tax-relevant amount in USD	Tax-relevant gain / loss in USD
1,400	DANONE 2009-12-31 Stock dividend	FR001076605					
-1,400	05.06.2009 No Value Realization						
147	SUBSCRIPTION RIGHT DANONE 1.6.09-12.6.09	FR001076605					
-147	05.06.2009 Capital increase (from 1,400)	EUR 2.107	1.3864447	429.42		429.42	429.42
258	01.06.2009 Sale						
-1,253	12.06.2009 Capital increase (from 1,400)	EUR 2.09	1.3864447	3,630.78		3,630.78	3,630.78
	Switzerland						
200	REG. SHS. GERRIS FISCHER LTD CHF 20	CHF 219.9852	0.9250694	40,700.31	30.53	40,730.84	
200	27.07.2009 Purchase (from 500)	CHF 208.8125	0.9174312	38,314.22	28.76	38,342.98	- 2,405.81
300	05.06.2009 Purchase (from 500)	CHF 219.9852	0.9250694	61,050.47	45.79	61,096.26	
300	07.08.2009 Sale	CHF 221.0112	0.9288513	61,568.95	48.20	61,617.15	- 426.45
10	REG. SHS SGS LTD CHF 1.00	CH0002497458					
20	19.03.2009 Purchase	CHF 1,190.00	0.8862106	10,545.91	7.93	10,553.84	
20	04.12.2009 Purchase (from 60)	CHF 1,190.00	0.8862106	21,091.81	15.82	21,107.63	
20	04.12.2009 Sale	CHF 1,294.671	0.9755146	37,889.13	28.66	37,917.79	6,399.21

Account holder

Hansjoerg Wvss Foundation
Ret

COUNTRY USA
HOLDING PERIOD UP TO ONE YEAR

CUSTOMER-NUMBER 0094- 246457-4

DETAILS OF RECAPITULATION: STOCKS

Amount or number	Relevant transaction and amount or number traded	Description	Security no. Transaction currency and market price	Conversion rate transaction currency in USD	Acquisition / disposal value in USD	Incidental costs in USD	Tax-relevant amount in USD	Tax-relevant gain / loss in USD
50	27.04.2009 Purchase (from 250)	REG. SHS. SWISSCOM LTD. CHF 3.00	CHF 298.3305	0.832362	- 13,174.82	- 9.88	- 13,184.70	
-50	27.07.2009 Sale		CHF 344.50	0.917432	15,802.75	11.68	15,791.07	2,606.17
800	27.06.2009 Purchase	REG. SHS. ACTELION LTD. CHF 0.5	CHF 51.4506	0.832362	36,354.44	27.29	36,381.73	
-800	20.07.2009 Sale		CHF 57.497	0.936500	43,076.98	32.31	43,044.67	6,662.94
500	26.04.2009 Purchase	REG. SHS. BASILEA PHARMACEUTICA AG. CHF 1.00	CHF 93.248	0.9210223	42,961.74	32.24	42,973.98	
250	26.08.2009 Purchase		CHF 86.1432	0.946208	20,484.29	19.38	20,464.91	
250	24.11.2009 Purchase		CHF 81.50	0.9943323	20,259.52	15.21	20,274.73	
-1,000	26.11.2009 Sale		CHF 78.9668	1.011001	79,050.66	59.31	78,991.35	6,774.85
300	30.03.2009 Purchase (from 2,000)	REG. SHS. CREDIT SUISSE GROUP AG. CHF 0.04	CHF 31.98	0.882300	8,486.80	6.35	8,471.15	
-300	08.12.2009 Sale (from 800)		CHF 51.70	0.9667440	14,994.20	11.26	14,982.94	6,511.79
175	21.11.2008 Purchase (from 800)	REG. SHS. HOLLICH LTD. CHF 2.00	CHF 45.246125	0.8319468	6,587.41	4.94	6,592.35	
-175	14.11.2009 Sale (from 375)		CHF 54.320	0.9819807	12,751.02	9.28	12,741.74	6,149.09

Hansjoerg Wyss Foundation
Ret

COUNTRY USA
HOLDING PERIOD UP TO ONE YEAR

CUSTOMER-NUMBER 0094-246457-4

DETAILS OF RECAPITULATION: STOCKS

Amount or number	Description Relevant transaction and amount or number traded	Security no. Transaction currency and market price	Conversion rate transaction currency in USD	Acquisition / disposal value in USD	Incidental costs in USD	Tax-relevant amount in USD	Tax-relevant gain / loss in USD
300	REG. SHS. SWISS LIFE HOLDING AG CHF 12	CHF 288.75	0.9603380	- 83,189.28	- 62.42	- 83,251.70	
300	02.06.2008 Purchase	CHF 167.60	0.8821108	44,805.58	- 39.81	44,842.09	38,779.61
150	16.10.2008 Purchase	CHF 200.00	0.8826125	- 26,478.38	- 19.86	- 26,498.24	
100	27.11.2008 Purchase (from 250)	CHF 138.00	0.8302200	11,427.04	3.40	11,465.64	
-250	04.06.2009 Sale	CHF 184.40	0.9229349	42,567.30	- 31.93	42,515.37	4,551.49
150	27.11.2008 Purchase (from 250)	CHF 138.00	0.8302200	11,427.04	- 12.90	11,442.94	
-150	01.09.2009 Sale	CHF 227.50	0.9300863	32,012.19	- 24.01	31,988.18	16,789.73
142	REG. SHS. HELMETTA HOLDING LTD. CHF 0.1	CHF 301.855	0.9250694	- 39,651.63	- 29.75	- 39,681.38	
142	05.06.2009 Purchase (from 300)	CHF 319.422468	0.8339688	42,346.81	- 31.80	42,385.11	2,653.73
158	10.08.2009 Sale	CHF 301.855	0.9250694	- 44,119.42	- 33.10	- 44,152.52	
158	05.06.2009 Purchase (from 300)	CHF 319.42	0.9334453	47,047.51	35.33	47,082.84	2,189.66
172	18.08.2009 Purchase (from 300)	CHF 303.574166	0.9416196	- 49,166.44	- 36.90	- 49,203.34	
172	25.08.2009 Sale	CHF 327.00	0.9475978	34,286.49	- 39.29	34,247.20	4,033.36
128	18.08.2009 Purchase (from 300)	CHF 303.574166	0.9416196	- 36,588.98	- 27.46	- 36,616.44	
-128	25.08.2009 Sale	CHF 327.00	0.9475978	39,682.65	- 29.75	39,652.90	3,015.46
400	REG. SHS. LONZA GROUP AG CHF 1.00	CHF 113.355	0.9527468	- 42,298.70	- 31.76	- 42,330.46	
300	26.07.2009 Purchase	CHF 104.00	0.942081	- 29,521.69	- 22.14	- 29,543.83	
400	16.11.2009 Purchase	CHF 82.05675	0.889807	32,231.28	- 24.20	32,207.08	23,863.97
-1,100	04.12.2009 Sale	CHF 74.851	0.9755146	80,320.07	- 60.29	80,259.78	
400	REG. SHS. SWISS LIFE HOLDING AG CHF 12	CHF 136.90	0.8826125	- 48,331.86	- 36.27	- 48,368.13	
300	14.10.2006 Purchase	CHF 166.50	0.9489551	21,594.92	- 16.23	21,611.15	32,536.85
-700	15.12.2008 Purchase	CHF 61.35	0.8725242	37,470.55	- 28.12	37,442.43	
-700	21.01.2009 Sale (from 1,100)						

Account holder

Hansjoerg Wyss Foundation
Ret

COUNTRY USA
HOLDING PERIOD UP TO ONE YEAR

CUSTOMER-NUMBER 0094- 246457-4

DETAILS OF RECAPITULATION: STOCKS

Amount or number	Description Relevant transaction and amount or number traded	Security no. Transaction currency and market price	Conversion rate transaction currency in USD	Acquisition / disposal value in USD	Incidental costs in USD	Tax-relevant amount in USD	Tax-relevant gain / loss in USD
300	REG. SHS SALENICA AG CHF 0.1 27.08.2009 Purchase	CHF 341.36	0.9440196	- 96,675.16	- 72.55	- 96,747.71	
300	28.10.2009 Sale	CHF 353.60	0.9816360	105,976.42	- 78.01	105,898.42	7,150.71
150	REG. SHS UBS INC CHF 0.1 19.05.2008 Issue of bonds shs	CHF 0024999483					
-10,725	27.06.2008 Conversion (from 150,000)						
150	27.06.2008 Conversion (from 2,100)						
-150	25.02.2009 Sale (from 5,250)	CHF 10.86	0.8531695	1,389.81	- 1.04	1,388.77	1,388.77
800	REG. SHS KUEHNE + MAGER INTERNATIONAL AG CHF 1.00 20.08.2009 Purchase	CHF 86.65	0.8441088	45,445.62	82.09	45,527.71	
-800	08.12.2009 Sale	CHF 101.66075	0.9667440	78,625.94	- 58.97	78,566.97	13,070.26
400	REG. SHS BURGKHAUPT-KOMPRESSIONS-HOLDING LTD CHF 2.5 11.06.2009 Purchase	CHF 147.00	0.9556658	54,886.58	41.16	54,927.74	
-400	26.08.2009 Sale	CHF 163.00	0.9462081	61,692.77	- 46.27	61,646.50	6,718.76
5,000	NAMEN-AGT. LOGITECH INTERNATIONAL SA CHF 0.25 22.05.2009 Purchase	CHF 15.445484	0.9208951	- 71,118.33	- 53.36	- 71,171.69	
4,000	06.08.2009 Sale	CHF 17.338928	0.9244562	80,154.03	- 80.14	80,073.89	8,222.21
4,000	16.09.2009 Purchase	CHF 19.384122	0.9659969	- 74,900.02	- 56.22	- 74,956.24	
4,000	02.10.2009 Sale	CHF 17.65	0.9673605	68,538.01	- 51.25	68,486.76	- 6,669.48
400	REG. SHS GEBERIT AG CHF 0.1 21.11.2008 Purchase	CHF 104.68	0.8519468	34,475.21	26.16	34,501.37	
-400	06.03.2009 Sale (from 433)	CHF 93.50	0.8631107	32,280.34	- 24.24	32,256.10	- 2,645.27

Account holder

Hansjoerg Wyss Foundation
Ret

COUNTRY USA
HOLDING PERIOD UP TO ONE YEAR

CUSTOMER-NUMBER 0094- 246457-4

DETAILS OF RECAPITULATION: STOCKS

Amount or number	Description Relevant transaction and amount or number traded	Security no. Transaction currency and market price	Conversion rate transaction currency in USD	Acquisition / disposal value in USD	Incidental costs in USD	Tax-relevant amount in USD	Tax-relevant gain / loss in USD
836	REG.SHS SUCKER AG CHF 0.01 15.05.2009 Purchase (from 1,000)	CHF 63.3851	0.9105810	- 48,251.64	- 36.20	- 48,287.84	
-836	28.05.2009 Sale	CHF 69.00	0.9552787	58,950.62	- 40.50	58,910.12	5,622.28
164	15.05.2009 Purchase (from 1,000)	CHF 63.3851	0.9105810	- 9,465.63	- 7.10	- 9,472.73	
-164	28.05.2009 Sale	CHF 69.00	0.9552787	10,583.61	- 7.95	10,575.66	1,102.93
2,000	SNS CIE FINANCIERE RICHMONT SA CHF 1.00 27.11.2009 Purchase	CHF 21.33933	0.8862106	- 33,587.38	- 25.20	- 33,612.58	
-2,000	04.05.2009 Sale	CHF 21.33933	0.8862106	37,822.27	- 28.40	37,793.87	4,181.29
1,000	15.05.2009 Purchase (from 5,000)	CHF 17.05372	0.8940545	- 15,244.81	- 11.84	- 15,256.65	
-1,000	27.07.2009 Sale	CHF 25.96	0.9174312	23,816.51	- 17.89	23,798.62	8,542.37
-3,000	02.11.2009 Sale	CHF 28.30073	0.9852217	33,647.49	- 62.76	33,584.73	83,788.73
150	AKTIONERSOPTIONEN GIVAUDAN SA 2009-27.4.09 AUF GIVAUDAN	CHF 100108585					
-150	09.04.2009 Shareholder warrants 22.04.2009 Sale	CHF 9.95	0.8718396	- 8,501.22		- 8,501.22	
150	DROITS GIVAUDAN SA 2009-24.6.09 POUR ACTION NONPAYEES	CHF 102462378					
-150	17.06.2009 Capital increase 28.06.2009 Sale	CHF 33.20	0.9218345	- 3,482.127		- 3,482.127	
1,200	REG.SHS JULIUS BAER GRUPPE AG CHF 0.02 17.08.2009 Purchase	CHF 10248968	0.8515309	- 53,189.51	- 39.92	- 53,229.43	
-1,200	01.10.2009 Decartelization (to CH010248968)	CHF 87.086					
1,200	01.10.2009 Decartelization (from CH0029756650)	CHF 40.30	0.9818360	47,481.59	- 35.64	47,445.95	- 5,793.48
-1,200	28.10.2009 Sale						

Amount or number	Relevant transaction and amount or number traded	Security no. Transaction currency and market price	Conversion rate transaction currency in USD	Acquisition / disposal value in USD	Incidental costs in USD	Tax-relevant amount in USD	Tax-relevant gain / loss in USD
1,575	BEZUGSRECHTE HOLCIM LTD. 2009-12-31 / KUF	CHF 1.96	0.9381743	2,896.14		2,896.14	2,896.14
-1,575	16.07.2009 Capital increase						
	16.07.2009 Sale						
	DOMESTIC TOTAL TRANSFERRED TO RECAPITULATION					GAINS LOSSES	0.01 0.01
	FOREIGN TOTAL TRANSFERRED TO RECAPITULATION					GAINS LOSSES	300,020.51 -282,378.91

Account holder

Hansjoerg Wyss Foundation
Ret

COUNTRY USA
HOLDING PERIOD MORE THAN ONE YEAR

DETAILS OF RECAPITULATION: STOCKS

CUSTOMER-NUMBER 0094- 246457-4

Amount or number	Relevant transaction and amount or number traded	Description	Security no. Transaction currency and market price	Conversion rate transaction currency in USD	Acquisition / disposal value in USD	Incidental costs in USD	Tax-relevant amount in USD	Tax-relevant gain / loss in USD
	Safeskeeping in 246457-45-1 Safeskeeping account, portfolio 2							
	France							
	SHS TOTAL SA EUR 2.5		FR000120271	1.1912129	- 80,764.23	- 121.17	- 80,885.40	
300	28.09.2005 Purchase		EUR 226.00					
-300	18.05.2006 Split (to FR000120271)							
1.200	18.05.2006 Split (from FR000120271)							
300	26.07.2009 Purchase		EUR 38.49	1.2664966	38,495.30	57.47	38,552.77	
-1.800	07.08.2009 Sale		EUR 38.49	1.4204905	98,414.42	- 147.64	98,266.78	- 20,971.97
	SHS CIVIL-MOET HENNESSY (QUIS-VOUTON) EUR 0.3		FR000120114	1.2675469	- 78,841.42	- 118.26	- 78,959.68	
800	08.09.2006 Purchase		EUR 77.75					
-800	26.07.2009 Sale		EUR 58.1677	1.4227166	66,297.99	99.47	66,198.52	- 12,761.16
	Switzerland							
	REG SHS ZURICH FINANCIAL SERVICES AG CHF 0.1		CH0011075394	0.8140066	- 16,088.22	15.57	- 16,103.79	
100	30.08.2005 Purchase (from 600)		CHF 222.226333					
200	26.09.2005 Purchase (from 400)		CHF 223.40	0.7710695	- 34,451.59	- 29.67	- 34,481.06	
-300	06.08.2009 Sale		CHF 223.40	0.8244466	61,131.66	85.86	61,045.80	8,200.91
	REG SHS NOVARTIS INC CHF 0.5		CH0012005267	0.8043111	- 24,410.84	- 21.00	- 24,431.84	
500	05.09.2005 Purchase (from 2,700)		CHF 48.76					
-500	31.08.2009 Sale		CHF 49.00	0.9426648	23,095.78	- 17.34	23,078.44	- 1,353.40

Account holder

Hansjoerg Wyss Foundation
Ret

COUNTRY HOLDING PERIOD USA MORE THAN ONE YEAR

CUSTOMER-NUMBER 0094 - 246457-4

DETAILS OF RECAPITULATION: STOCKS

Amount of number	Description Relevant transaction and amount or number traded	Security no. Transaction currency and market price	Conversion rate transaction currency in USD	Acquisition / disposal value in USD	Incidental costs in USD	Tax-relevant amount in USD	Tax-relevant gain / loss in USD
1,000	REG. SHS CREDIT SUISSE GROUP AG CHF 0.04 22.02.2006 Purchase (from 1,200)	CHF 73.652	0.7573176	- 55,777.96	- 48.03	- 55,825.99	
-1,000	01.09.2009 Sale	CHF 53.500	0.9380668	50,143.96	37.66	50,181.62	5,676.03
200	22.02.2006 Purchase (from 1,200)	CHF 73.652	0.7573176	- 11,155.59	- 9.61	- 11,165.20	
600	20.07.2006 Purchase (from 800)	CHF 85.000	0.8028221	- 20,869.36	- 17.99	- 20,887.35	
-600	08.12.2009 Sale	CHF 51.71583	0.9667440	29,997.58	- 22.52	29,975.06	- 2,057.49
360	REG. SHS HOLDING LTD CHF 2.00 25.06.2008 Purchase (from 800)	CHF 84.20	0.9817396	- 29,758.49	- 22.33	- 29,780.82	
-360	26.11.2009 Sale	CHF 75.500	1.0010010	26,522.52	- 19.92	26,502.60	- 3,278.22
1,000	NAME-SH ABB LTD CHF 1.56 06.09.2005 Purchase (from 1,000)	CHF 9.89	0.8049909	- 7,659.36	- 6.57	- 7,665.93	
-1,000	26.11.2009 Sale	CHF 18.72	1.0010010	18,738.74	- 14.06	18,724.68	11,078.75
100	BEARER SHARES THE SWATCH GROUP LTD CHF 2.25 01.07.2008 Purchase (from 300)	CHF 268.80	0.9766671	- 24,294.50	- 18.23	- 24,312.73	
-100	01.09.2009 Sale	CHF 227.500	0.9380668	21,341.46	- 16.04	21,325.42	- 2,987.31
100	REG. SHS SONOVA HOLDING AG CHF 0.05 30.06.2008 Purchase (from 800)	CHF 85.88	0.8744689	- 8,326.84	- 6.25	- 8,333.09	
-100	09.07.2009 Sale (from 800)	CHF 87.90	0.9190332	8,078.30	- 6.06	8,072.24	- 260.85

Account holder

Hansjoerg Wyss Foundation
Ret

COUNTRY USA
HOLDING PERIOD MORE THAN ONE YEAR

DETAILS OF RECAPITULATION: STOCKS

CUSTOMER-NUMBER 0094- 246457-4

Amount or number	Description Relevant transaction and amount or number traded	Security no. Transaction currency and market price	Conversion rate transaction currency in USD	Acquisition / disposal value in USD	Incidental costs in USD	Tax-relevant amount in USD	Tax-relevant gain / loss in USD
200	30.08.2007 Purchase (from 700)	CHF 71.86	0.8304958	- 11,935.89	- 35.40	- 11,971.29	
500	01.06.2008 Purchase	CHF 57.85	0.987518	- 26,471.95	- 21.38	- 26,493.33	
700	14.10.2008 Purchase	CHF 44.10	0.8801267	- 27,169.51	- 20.42	- 27,189.93	
1,400	21.10.2008 Separation (to CH0005633655)						
1,400	21.10.2008 Separation (from CH0012731450)						
1,400	17.04.2009 Sale (from 5,500)	CHF 21.00	0.662691	25,292.50	- 16.98	25,275.52	62,861.01

Account holder

Hansjoerg Wyss Foundation
Ret

COUNTRY USA
HOLDING PERIOD MORE THAN ONE YEAR

CUSTOMER-NUMBER 0094 - 246457-4

DETAILS OF RECAPITULATION: STOCKS

Amount or number	Relevant transaction and amount or number traded	Description	Security no. Transaction currency and market price	Conversion rate transaction currency in USD	Acquisition / disposal value in USD	Incidental costs in USD	Tax-relevant amount in USD	Tax-relevant gain / loss in USD
		Switzerland						
		Germany						
		REG. SHS. BAYER AG	DE0005100017					
500	05.03.2008 Purchase (from 1,200)		EUR 48.013975	1.5356502	- 36,861.53	- 55.30	- 36,916.83	
500	21.09.2009 Exchange (from 1,500) (to DE0005100017)							
500	21.09.2009 Exchange (from 1,500) (from DE0005100017)							
500	26.11.2009 Sale		EUR 52.16438	1.5009764	39,148.75	58.76	39,089.99	2,173.16
		REG. SHS E.ON AKTIENSELLSCHAFT EON	DE000ENAG999					
500	16.06.2006 Purchase (from 1,000)		EUR 36.06	1.2572487	42,258.57	65.61	42,326.96	
-400	04.08.2008 Split (to DE000ENAG999)							
1,200	04.08.2008 Split (to DE000ENAG999)							
-1,200	16.09.2009 Sale		EUR 28.29	1.4717069	49,961.51	- 149.89	49,811.62	7,484.66
		France						
		SHS TOTAL SA EUR 2%	FR0000121274					
400	09.01.2007 Purchase (from 1,300)		EUR 52.25	1.2930445	- 27,024.63	- 40.55	- 27,065.18	
-400	27.07.2009 Sale		EUR 49.425	1.4059920	22,734.89	36.12	22,700.77	4,366.4

Account holder

Hansjoerg Wyss Foundation
Ret

CUSTOMER-NUMBER 0094-246457-4

COUNTRY HOLDING PERIOD USA MORE THAN ONE YEAR

DETAILS OF RECAPITULATION: STOCKS

Amount or number	Description Relevant transaction and amount or number traded	Security no. Transaction currency and market price	Conversion rate transaction currency in USD	Acquisition / disposal value in USD	Incidental costs in USD	Tax-relevant amount in USD	Tax-relevant gain / loss in USD
700	SWS DYNAMIE EUR 4,25 01.12.2006 Purchase	EUR 116.3353	1.3311326	- 108,400.40	- 162.62	- 108,563.02	
700	01.06.2007 Split (from FR0000120644)						
1,400	01.06.2007 Split (from FR0000120644)						
1,400	02.07.2009 Sale	EUR 42.3897	1.3995418	49,341.11	- 104.01	49,237.10	- 39,325.92
	Switzerland						
2	REG SHS CHOCOLADEFABRIKEN LINDT & SPRUENGLI AG CHF 188	CH0010570759	0.8230453	- 38,930.04	- 33.11	- 38,963.15	
2	26.05.2006 Purchase (from 3)	CHF 21,974.00	0.6752099	38,968.84	- 28.82	38,940.02	- 623.13
50	REG SHS GIVAUDAN SA CHF 10 16.08.2006 Purchase (from 100)	CH0010645932	0.944268	46,215.66	- 36.16	46,251.80	
-50	27.07.2009 Sale	CHF 674.50	0.9178312	30,940.37	- 23.21	30,917.16	- 17,334.64
50	14.05.2008 Purchase (from 100)	CHF 1,016.00	0.949268	48,215.66	- 36.16	48,251.80	
-50	08.12.2009 Sale	CHF 837.99	0.9667440	40,506.09	- 30.40	40,475.69	- 7,776.11
400	REG SHS ZÜRICH FINANCIAL SERVICES AG CHF 0.11	CH0011075394	0.8168266	- 89,034.10	- 76.58	- 89,110.68	
400	23.05.2006 Purchase	CHF 272.50	0.6998959	81,648.59	- 61.23	81,587.36	- 7,528.94
200	29.01.2009 Sale	CHF 268.50	0.8012821	41,947.12	- 36.18	41,983.30	
400	04.08.2008 Purchase	CHF 298.75	0.978941	39,338.61	- 45.70	39,292.91	
-500	02.09.2009 Sale	CHF 224.80	0.9435743	106,057.75	- 79.54	105,978.21	- 23,629.41
1,000	DIVIDEND RIGHT CERTIFICATE ROCHE HOLDINGS LTD 12.09.2005 Purchase	CHF 181.80	0.7889888	- 143,437.62	- 123.36	- 143,560.98	
1,000	26.08.2009 Sale	CHF 168.50	0.9462181	159,636.06	- 119.60	159,516.46	- 15,755.41

Account holder

Hansjoerg Wyss Foundation
Ret

COUNTRY USA
HOLDING PERIOD MORE THAN ONE YEAR

CUSTOMER-NUMBER 0094- 246457-4

DETAILS OF RECAPITULATION: STOCKS

Amount or number	Description Relevant transaction and amount or number traded	Security no. Transaction currency and market price	Conversion rate transaction currency in USD	Acquisition / disposal value in USD	Incidental costs in USD	Tax-relevant amount in USD	Tax-relevant gain / loss in USD
800	REG.SHS CREDIT SUISSE GROUP AG CHF 0.04 30.12.2005 Purchase (from 1,800)	CHF 66.95	0.7821054	- 41,889.57	- 36.05	- 41,925.62	
700	10.10.2006 Purchase (from 1,200)	CHF 76.38	0.7888884	- 41,855.73	- 31.80	- 41,887.53	
-1,500	06.05.2009 Sale	CHF 43.56	0.9039957	59,067.08	- 44.34	59,022.74	- 24,790.0
500	10.10.2006 Purchase (from 1,200)	CHF 76.38	0.7888884	- 41,855.73	- 32.44	- 41,888.17	
-500	08.12.2009 Sale (from 800)	CHF 51.70	0.9667440	24,990.33	- 18.76	24,971.57	- 4,947.81
300	REG.SHS HOUBAHL LTD CHF 2.00 26.09.2005 Purchase (from 2,000)	CHF 83.20	0.7710695	- 19,245.89	- 16.56	- 19,262.45	
200	21.12.2007 Purchase (from 900)	CHF 125.00	0.8853396	- 22,143.49	- 16.61	- 22,160.10	
-500	13.01.2009 Sale	CHF 56.80	0.8933559	25,368.47	- 19.03	25,349.44	- 16,073.11
500	21.12.2007 Purchase (from 900)	CHF 125.00	0.8853396	- 22,143.49	- 11.53	- 22,155.02	
-500	29.04.2009 Sale	CHF 56.30	0.8632362	24,863.10	- 18.68	24,844.42	- 30,555.84
200	21.12.2007 Purchase (from 900)	CHF 125.00	0.8853396	- 22,143.49	- 16.61	- 22,160.10	
-200	16.11.2009 Sale (from 375)	CHF 74.20	0.9819807	14,572.59	- 10.94	14,561.65	- 7,598.45
50	WARREN SHAW LTD CHF 1.54 18.08.2006 Purchase (from 3,000)	CHF 16.60	0.8097494	- 672.09	- 0.58	- 672.67	
-50	04.05.2009 Sale	CHF 16.70	0.8862108	732.89	- 0.38	732.51	66.71
1,950	18.08.2006 Purchase (from 3,000)	CHF 16.60	0.8097494	- 26,211.59	- 22.55	- 26,234.14	
-1,950	04.05.2009 Sale	CHF 16.70	0.8862108	26,859.45	- 21.67	26,837.78	2,603.64
1,000	18.08.2006 Purchase (from 3,000)	CHF 16.60	0.8097494	- 13,441.84	- 11.57	- 13,453.41	
-500	13.04.2009 Purchase (from 2,000)	CHF 21.90	0.8226630	9,088.88	- 7.88	9,081.00	5,556.0
-1,500	26.11.2009 Sale	CHF 18.73	1.0010010	28,123.12	- 21.12	28,102.00	
550	REG.SHS SONOVA HOLDINGS AG CHF 0.04 31.08.2005 Purchase (from 1,100)	CHF 48.10	0.8106684	- 21,446.23	- 18.24	- 21,464.47	
-550	20.03.2009 Sale	CHF 66.00	0.8898776	32,302.56	- 24.25	32,278.31	10,813.8
50	31.08.2005 Purchase (from 1,100)	CHF 48.10	0.8106684	- 1,949.66	- 1.66	- 1,951.32	
400	01.07.2008 Purchase	CHF 84.14	0.8766671	32,867.88	- 34.66	32,833.22	
-450	25.11.2009 Sale	CHF 118.721555	0.9957680	53,198.61	- 39.93	53,158.68	18,314.8

Account holder

Hansjoerg Wyss Foundation
Ret

COUNTRY USA
HOLDING PERIOD MORE THAN ONE YEAR

CUSTOMER-NUMBER 0094- 246457-4

DETAILS OF RECAPITULATION: STOCKS

Amount or number	Description Relevant transaction and amount or number traded	Security no. Transaction currency and market price	Conversion rate in USD	Acquisition / disposal value in USD	Incidental costs in USD	Tax-relevant amount in USD	Tax-relevant gain / loss in USD
200	REG. SHS. SWISS LIFE HOLDINGS AG CHF 12 19.06.2006 Purchase (from 400)	CH00114852781 CHF 268.00	0.8045052	- 43,121.48	- 37.13	- 43,158.61	
200	18.08.2006 Purchase	CHF 298.00	0.8097454	- 28,261.06	- 41.54	- 28,302.60	
-400	21.01.2009 Sale (from 1,100)	CHF 61.35	0.8725242	21,411.74	- 16.07	21,395.67	- 70,065.54
1,000	REG. SHS. DHS INC. CHF 0.1 08.11.2005 Purchase	CH00248994888 CHF 117.90	0.7611219	- 89,736.27	- 77.22	- 89,813.49	
200	02.06.2006 Purchase	CHF 141.1093	0.8098888	- 27,128.96	- 49.13	- 27,178.09	
-1,500	10.07.2006 Split (to CH00248994883)						
2,100	07.08.2007 Purchase (from 150,000)	CHF 91.80 %	0.8364001	- 161,241.21		- 161,241.21	
5,100	25.02.2009 Sale (from 5,250)	CHF 10.86	0.8551698	47,253.65	35.87	47,289.52	- 263,012.67
200	REG. SHS. GEBERIT AG CHF 0.1 12.06.2007 Purchase (from 500)	CH0030170408 CHF 109.14	0.8037642	- 33,655.24	- 28.63	- 33,683.87	
-200	15.01.2009 Sale	CHF 109.35	0.8729050	19,090.43	- 14.36	19,076.07	- 14,607.80
300	30.08.2007 Purchase	CHF 174.476558	0.8224825	- 43,151.61	- 36.77	- 43,188.38	
-300	21.01.2009 Sale	CHF 107.00	0.8725242	28,008.03	- 21.03	27,987.00	- 15,201.38
267	05.11.2007 Purchase (from 300)	CHF 150.2233333	0.8888889	- 34,641.83	- 34.19	- 34,676.02	
-267	06.03.2009 Sale	CHF 93.571161	0.8631107	21,565.53	- 16.18	21,549.35	- 14,124.67
33	05.11.2007 Purchase (from 300)	CHF 150.2233333	0.8888889	- 34,408.17	- 3.75	- 34,401.92	
-33	06.03.2009 Sale (from 433)	CHF 93.50	0.8631107	2,663.13	- 2.00	2,661.13	- 1,747.77
1,000	SHS. CIE FINANCIERE RICHMOND SA CHF 1.00 16.03.2009 Purchase (from 3,000)	CH00465896555 CHF 17.05132	0.8940545	- 15,244.81	- 11.44	- 15,256.25	
-1,000	11.05.2009 Sale	CHF 22.40	0.8047133	20,198.38	15.15	20,183.23	- 3,926.98

Hansjoerg Wvss Foundation
Ret

COUNTRY USA
HOLDING PERIOD MORE THAN ONE YEAR

CUSTOMER-NUMBER 0094-246457-4

DETAILS OF RECAPITULATION: STOCKS

Amount or number	Relevant transaction and amount or number traded	Description	Security no. Transaction currency and market price	Conversion rate transaction currency in USD	Acquisition / disposal value in USD	Incidental costs in USD	Tax-relevant amount in USD	Tax-relevant gain / loss in USD
		DOMESTIC TOTAL TRANSFERRED TO RECAPITULATION					GAINS LOSSES	0.00 0.00
		FOREIGN TOTAL TRANSFERRED TO RECAPITULATION					GAINS LOSSES	87,275.00 - 653,034.39

Hansjoerg Wyss Foundation
Ret

COUNTRY HOLDING PERIOD USA UP TO ONE YEAR

CUSTOMER-NUMBER 0094 - 246457-4

DETAILS OF RECAPITULATION: OTHER INVESTMENTS

Amount or number	Relevant transaction and amount or number traded	Description	Security no. Transaction currency and market price	Conversion rate transaction currency in USD	Acquisition / disposal value in USD	Incidental costs in USD	Tax-relevant amount in USD	Tax-relevant gain / loss in USD
	OTHER INVESTMENTS							
	Safekapital in 0094-246457-4-1 Safekapital account portfolio							
	Luxembourg							
	SMS P-CAP FICHER FUNDS FUNDS SICAV - CHF							
	LIQUIDITY CAPITALISATION							
180	24.09.2008 Issue of fund units from 1.6000		CHF 124.01	0.9207255	20.517.65	30.77	20.556.122	- 949.64
-180	29.04.2009 Rep. of fund units		CHF 124.01	0.8780017	19.598.58		19.598.58	
420	24.09.2008 Issue of fund units from 1.6000		CHF 123.80	0.9207255	42.874.04	71.81	42.945.85	
-420	02.06.2009 Rep. of fund units		CHF 124.13	0.9352787	48.760.38		48.760.38	
50	24.09.2008 Issue of fund units from 1.6000		CHF 123.80	0.9207255	5.699.29	8.55	5.707.84	
-50	04.06.2009 Rep. of fund units		CHF 124.13	0.9228498	5.727.67		5.727.67	
110	24.09.2008 Issue of fund units from 1.6000		CHF 123.80	0.9207255	12.536.84	18.81	12.557.25	
-110	15.06.2009 Rep. of fund units		CHF 124.15	0.9218289	12.588.96		12.588.96	
640	24.09.2008 Issue of fund units from 1.6000		CHF 123.80	0.9207255	95.728.09	143.61	95.891.70	
400	27.10.2008 Issue of fund units		CHF 123.72	0.8608815	42.603.30	63.92	42.667.22	
1.220	03.08.2009 Rep. of fund units		CHF 124.18	0.8942848	145.157.62		145.157.62	
								6.598.70

CUSTOMER-NUMBER 0094-246457-4

DETAILS OF RECAPITULATION: OTHER INVESTMENTS

Amount or number	Description Relevant transaction and amount or number traded	Security no. Transaction currency and market price	Conversion rate transaction currency in USD	Acquisition / disposal value in USD	Incidental costs in USD	Tax-relevant amount in USD	Tax-relevant gain / loss in USD
	Switzerland 0094-246457-45-2 SAVEMEINING ACCOUNT PORTFOLIO						
	Germany						
	UNITS SHARES OF STOX 600 BASIC RESOURCES CPE	DE000244726					
1,700	18.05.2009 Purchase	EUR 32.89	1.3780801	- 77,052.59	- 115.62	- 77,168.21	
1,700	07.08.2009 Sale	EUR 39.76	1.6140193	95,876.39	- 163.37	95,712.02	18,266.81
	Guernsey						
	SHS ORCHIS PCC LTD - SHORT TERM FIXED INCOME	GB00B0X2HK10					
	SELL SHORT TERM FIXED INCOME CELL CHF	CHF 103.664	0.8729050	- 135,733.24	- 203.61	- 135,936.85	
1,500	14.01.2009 Issue of fund units	CHF 103.664	0.8891531	147,067.59		147,067.59	11,130.74
1,500	27.07.2009 Rep. of fund units						
	RED.PTG.SHS OMEGA - BALANCED HEDGE FUND	GG00B2887V99					
	STRATEGIES CHF	CHF 118.75	0.9817396	- 221,505.00	- 332.27	- 221,837.27	
1,900	25.06.2008 Purchase	CHF 118.75	0.9827488	187,196.81		187,196.81	54,640.46
1,900	11.05.2009 Rep. of fund units						

Account holder

Hansjörg Wyses Foundation
Ret

COUNTRY USA
HOLDING PERIOD UP TO ONE YEAR

CUSTOMER-NUMBER 0094- 246457-4

DETAILS OF RECAPITULATION: OTHER INVESTMENTS

Amount or number	Description Relevant transaction and amount or number traded	Security no. Transaction currency and market price	Conversion rate transaction currency in USD	Acquisition / disposal value in USD	Incidental costs in USD	Tax-relevant amount in USD	Tax-relevant gain / loss in USD
	SWISS BANK						
	UNITS (Kilish top) ON SWIK (R)	CH001852882					
500	02.09.2008 Purchase (from 1,000)	CHF 142.58	0.9017133	- 64,283.14	- 48.22	- 64,331.36	
500	27.07.2009 Sale	CHF 109.33	0.9476312	50,131.36	- 57.61	50,188.97	- 14,212.39
	ANTEILE ZKB GOLD ETF KLASSE - A CHF-	CH0024391002					
30	18.12.2008 Purchase	CHF 2,285.75	0.9215740	- 61,119.72	- 60.67	- 61,180.39	
30	19.01.2009 Purchase	CHF 3,029.533	0.8725242	- 79,299.71	- 59.51	- 79,359.22	
-40	28.05.2009 Sale	CHF 3,258.00	0.9337905	183,862.35	137.33	183,999.68	23,193.41
	DOMESTIC TOTAL (TRANSFERRED TO RECAPITULATION)					GAINS LOSSES	0.00 0.00
	FOREIGN TOTAL (TRANSFERRED TO RECAPITULATION)					GAINS LOSSES	60,053.93 69,807.69

Account holder

COUNTRY USA
 HANSJOERG WYSS FOUNDATION
 HOLDING PERIOD MORE THAN ONE YEAR
 Ret

CUSTOMER-NUMBER 0094- 246457-4

DETAILS OF RECAPITULATION: OTHER INVESTMENTS

Amount or number	Description Relevant transaction and amount or number traded	Security no. Transaction currency and market price	Conversion rate transaction currency in USD	Acquisition / disposal value in USD	Incidental costs in USD	Tax-relevant amount in USD	Tax-relevant gain / loss in USD
1,400	UNITS, SHARES, PJ STOCK, 400, HEALTH CARE, THE	DEFERRED	1.4801906	- 78,124.46	- 117.23	- 78,241.69	
1,400	25.01.2008 Purchase	EUR 37.70					
1,400	05.06.2009 Sale	EUR 30.77	1.4800824	59,144.28	86.72	59,057.56	- 19,186.13
	Guernsey						
500	SHS EQUIS PCC LTD, EASTERN EUROPE CELL USD	GB00B0X2J587		50,000.00	75.00	50,075.00	
500	04.05.2006 Issue of fund units	USD 100.00					
-500	29.10.2007 Change sec. number						
500	29.10.2007 Change sec. number						
-500	22.01.2009 Rep of fund units	USD 68.672337		24,336.17		24,336.17	- 25,738.01
	France						
10,000	SHS, SHARES, PLC, FUND, 100, FUND	GB0005042656	1.9173225	102,937.21	- 154.43	103,091.64	
10,000	05.08.2008 Purchase (from 15,000)	GBP 5.3688					
-10,000	09.09.2009 Sale	GBP 4.966406	1.4609289	82,455.22	123.69	82,331.53	- 20,760.11

Account holder

HansJoerg Wyss Foundation
Ret

COUNTRY HOLDING PERIOD USA
MORE THAN ONE YEAR

CUSTOMER-NUMBER 0096- 246457-4

DETAILS OF RECAPITULATION: OTHER INVESTMENTS

Amount or number	Description Relevant transaction and amount or number traded	Security no. Transaction currency and market price	Conversion rate transaction currency in USD	Acquisition / disposal value in USD	Incidental costs in USD	Tax-relevant amount in USD	Tax-relevant gain / loss in USD
2,000	UNITS: KAWASAKI (CHF 0K 546.00)	CHF 67.03	0.7889858	105,771.44	- 89.93	- 105,861.37	
-2,000	12.09.2005 Purchase (from 4,500)	CHF 50.68	0.8840951	89,611.88	- 67.28	- 89,544.65	- 16,316.72
800	18.10.2006 Purchase (from 2,000)	CHF 85.61	0.7890169	54,038.19	- 45.97	- 54,084.16	
-800	17.08.2009 Sale	CHF 58.83	0.8379984	84,122.70	- 33.16	84,119.54	- 9,946.62
1,200	18.10.2006 Purchase (from 2,000)	CHF 85.61	0.7890169	81,057.28	- 68.95	- 81,126.23	
2,000	06.11.2006 Purchase	CHF 87.41	0.8035668	140,207.71	- 119.24	- 140,326.95	
-3,200	11.11.2009 Sale	CHF 63.62	0.9927529	202,108.61	- 151.59	201,957.02	- 19,496.13
2,000	23.03.2008 Purchase (from 2,500)	CHF 72.70	1.0010036	145,683.60	- 123.87	- 145,807.47	
-2,000	26.11.2009 Sale	CHF 63.22	1.0010010	126,566.57	- 94.94	126,471.63	- 19,335.84
500	UNITS: KAWASAKI (CHF 0K 546.00)	CHF 142.58	0.9017133	64,283.14	- 48.22	- 64,331.36	
500	02.09.2008 Purchase (from 1,000)	CHF 121.31	1.0010010	60,715.72	- 45.55	- 60,670.17	
	Japan						
6,000	UNITS TOPIX EXCHANGE TRADED FUND	JP3027630007	0.0085111	116,814.96	- 106.24	- 116,921.20	
-8,000	30.03.2006 Purchase (from 10,000)	JPY 1,745	0.0114497	75,934.41	- 113.92	75,820.49	- 43,172.71
	27.11.2009 Sale	JPY 829					

COUNTRY HOLDING PERIOD USA MORE THAN ONE YEAR
 Account holder Hansjoerg Wyss Foundation Ret

0094 - 246457-4

DETAILS OF RECAPITULATION: OTHER INVESTMENTS

Amount or number	Description Relevant transaction and amount or number traded	Security no. Transaction currency and market price	Conversion rate transaction currency in USD	Acquisition / disposal value in USD	Incidental costs in USD	Tax-relevant amount in USD	Tax-relevant gain / loss in USD
	SAFARI FUND IN 0094-246457-48-2 SAFARI FUND ACCOUNT PORTFOLIO						
	United Kingdom						
	OPPORTUNITIES FUND	GB0003501581					
2,400	20.02.2006 Issue of fund units (from 4,500)	GBP 15.10	1.7442514	68,211.67	94.62	68,306.29	
1,400	09.08.2006 Issue of fund units (from 3,000)	GBP 15.03	1.8952435	39,879.71	59.82	39,939.53	
3,800	12.05.2009 Rep. of fund units	GBP 12.359	1.5290402	74,152.34		74,152.34	- 30,093.68
	Guernsey						
	SHS EQUIS PCC LTD. EASTERN EUROPE CELL USD	GB00B0X2J387					
800	01.03.2006 Issue of fund units	USD 100.00		80,000.00	120.08	80,120.08	
700	31.05.2006 Issue of fund units	USD 100.56		70,392.00	105.59	70,497.59	
3,500	29.10.2007 Change sec. number (to GB00B0X2J387)						
1,500	28.10.2007 Change sec. number (from 004010966000)						
3,500	22.03.2009 Rep. of fund units	USD 48.672337		73,006.51		73,006.51	- 77,609.08

CUSTOMER-NUMBER 0094 - 246457-4

DETAILS OF RECAPITULATION: OTHER INVESTMENTS

Amount or number	Description Relevant transaction and amount or number traded	Security no. Transaction currency and market price	Conversion rate transaction currency in USD	Acquisition / disposal value in USD	Incidental costs in USD	Tax-relevant amount in USD	Tax-relevant gain / loss in USD
1,700	STRATEGIES - CHF - 27.09.2006 Issue of fund units	CHF 100.00	0.8084728	137,440.38	206.16	137,646.54	
-1,700	27.09.2006 Change sec. number						
1,711.940	27.09.2006 Change sec. number						
-1,711.940	29.10.2007 Change sec. number						
1,711.940	29.10.2007 Change sec. number						
-1,711.940	18.02.2009 Sale	CHF 82.55	0.8590327	121,599.06	-182.11	121,216.95	-16,429.59
1,000	S&P 500 INDEX - CHF - 07.04.2006 Issue of fund units (from 3,000)	CHF 100.00	0.7848370	78,483.70	-117.73	78,601.43	
-1,000	11.10.2007 Change sec. number (from 3,000)						
1,000	11.10.2007 Change sec. number (to 3,000)						
1,000	07.01.2009 Sale (from 004011285000)	CHF 90.00	0.8942283	89,422.83	-121.00	89,543.83	4,944.32
2,000	07.04.2006 Issue of fund units (from 3,000)	CHF 100.00	0.7848370	156,967.40	-235.45	157,202.85	
-2,000	11.10.2007 Change sec. number (from 3,000)						
2,000	11.10.2007 Change sec. number (to 3,000)						
2,000	15.06.2009 Sale (from 004011285000)	CHF 92.25	0.9245653	170,549.09	-255.42	170,293.27	13,090.62

CUSTOMER-NUMBER 0094-246457-4

DETAILS OF RECAPITULATION: OTHER INVESTMENTS

Amount or number	Relevant transaction and amount or number traded	Description	Security no. Transaction currency and market price	Conversion rate transaction currency in USD	Acquisition / disposed value in USD	Incidental costs in USD	Tax-relevant amount in USD	Tax-relevant gain / loss in USD
1,800	22.11.2006	PREF. SHS. ABISTOS PRIVATE EQUITY FUND TERM OPPORTUNITIES LTD CHF	CHF 100.00	0.8276090	146,969.82	223.45	146,746.37	
-1,800	29.10.2007	Change sec. number (to 000000000000)						
1,800	29.10.2007	Change sec. number (from 000000000000)						
-1,800	23.04.2009	Sale	CHF 71.75	0.8684525	112,158.06	-168.26	111,989.80	-37,203.27
2,500	25.08.2005	PREF. SHS. PARUS CREDIT & EVENT STRATEGIES -CHF	CHF 105.60	0.7861326	207,859.01	311.31	207,547.70	
-2,500	29.10.2007	Change sec. number (to 000000000000)						
2,500	29.10.2007	Change sec. number (from 000000000000)						
-2,500	29.05.2009	Sale	CHF 78.15	0.9354537	162,764.27	-274.18	162,490.09	-25,360.23
2,000	25.08.2005	PREF. SHS. HELIOS ALTERNATIVE STRATEGIES LTD -CHF	CHF 106.95	0.7661326	167,461.21	250.81	167,210.40	
-2,000	29.10.2007	Change sec. number (from 4,000)						
2,000	29.10.2007	Change sec. number (from 4,000)						
-2,000	30.04.2009	Rep. of fund units (from 000000000000)	CHF 97.836	0.9285913	181,699.32		181,699.32	14,238.11

Account holder

Hansjoerg Wyss Foundation

Ret

COUNTRY USA

HOLDING PERIOD MORE THAN ONE YEAR

DETAILS OF RECAPITULATION: OTHER INVESTMENTS

CUSTOMER-NUMBER 0094- 246457-4

Amount or number	Description Relevant transaction and amount or number traded	Security no. Transaction currency and market price	Conversion rate transaction currency in USD	Acquisition / disposal value in USD	Incidental costs in USD	Tax-relevant amount in USD	Tax-relevant gain / loss in USD
	IRELAND						
	S&P 500 INDEX FUND						
5,000	05.08.2008 Purchase (from 20,000)	EUR 5.3688	1.9173225	- 51,468.61	- 77.20	- 51,545.81	
-5,000	26.11.2009 Sale	EUR 5.262	1.6625856	83,785.14	- 65.78	83,719.36	- 7,827.39
	Luxembourg						
	UNITS XHTCH (LUX) FCP - XHTCH (LUX) ON MSCI EMU	LU0154159132					
600	06.11.2006 Purchase (from 1,200)	EUR 121.43	1.2792961	- 95,206.96	- 149.16	- 95,356.12	
-600	01.09.2009 Sale	EUR 83.86	1.4225228	71,525.28	- 107.31	71,417.97	- 21,938.15
600	06.11.2006 Purchase (from 1,200)	EUR 121.43	1.2792961	- 95,206.96	- 149.16	- 95,356.12	
-600	26.11.2009 Sale	EUR 85.52	1.5094489	77,452.84	- 116.20	77,336.64	- 16,019.48
	Switzerland						
	UNITS XHTCH (CH) ON SMI (CR)	CH000899764					
2,000	06.11.2006 Purchase (from 2,000)	CHF 87.448	0.6019568	- 140,207.71	- 139.22	- 140,346.93	
1,000	25.03.2008 Purchase (from 5,000)	CHF 72.7034	1.0019036	- 72,841.80	- 61.93	- 72,903.73	
3,000	27.07.2009 Sale	CHF 57.89	0.9178312	159,330.28	- 119.58	159,210.70	- 54,019.94
1,500	25.03.2008 Purchase (from 5,000)	CHF 72.7034	1.0019036	- 109,262.70	- 92.89	- 109,355.59	
1,500	04.08.2009 Sale	CHF 59.263	0.9259259	62,809.72	- 61.76	62,747.96	- 27,107.63
1,000	25.03.2008 Purchase (from 5,000)	CHF 72.7034	1.0019036	- 72,841.80	- 61.93	- 72,903.73	
-1,000	17.08.2009 Sale	CHF 58.839	0.9379983	55,190.88	- 61.41	55,129.47	- 17,774.26

Account holder

HansJoerg Wyss Foundation
Ret

COUNTRY USA
HOLDING PERIOD MORE THAN ONE YEAR

CUSTOMER-NUMBER 0094- 246457-4

DETAILS OF RECAPITULATION: OTHER INVESTMENTS

Amount or number	Description Relevant transaction and amount or number traded	Security no Transaction currency and market price	Conversion rate transaction currency in USD	Acquisition / disposal value in USD	Incidental costs in USD	Tax-relevant amount in USD	Tax-relevant gain / loss in USD
500	UNITS MATCH (0%) ON \$100K (60)	CHF 142.58	0.9017133	- 64,283.14	- 48.22	- 64,331.36	
500	02.09.2008 Purchase (from 1,000)	CHF 121.19	0.9010000	- 60,659.66	- 35.89	- 60,695.55	
	26.11.2009 Sale						- 3,721.19
	Japan						
5,000	UNITS TOPIX EXCHANGE TRADED FUND	JP3027650007	0.0066335	- 66,909.63	- 100.88	- 67,010.51	
-5,000	18.06.2006 Purchase (from 7,500)	JPY 1,1550	0.0114497	47,459.01	- 71.21	47,387.80	- 19,622.21
	27.11.2009 Sale	JPY 829					
	DOMESTIC TOTAL TRANSFERRED TO RECAPITULATION					GAINS LOSSES	0.00 0.00
	FOREIGN TOTAL TRANSFERRED TO RECAPITULATION					GAINS LOSSES	29,272.95 - 532,333.66

Account holder

COUNTRY USA
 HOLDING PERIOD UP TO ONE YEAR
 Hensjoerg Wyss Foundation
 Rat

DETAILS OF RECAPITULATION: CALLS AND PUTS

CUSTOMER-NUMBER 0094- 246457-4

Amount or number	Description Relevant transaction and amount or number traded	Security no. Transaction currency and market price	Conversion rate transaction currency in USD	Acquisition / disposal value in USD	Incidental costs in USD	Tax-relevant amount in USD	Tax-relevant gain / loss in USD
	CALLS AND PUTS						
	Switzerland						
	CALL OPTION(S) REG. SHS CREDIT SUISSE GROUP AG BASIC PRICE: 34.00, MATURITY: 21.02.2009 RUBR: SHORT-POSITION COVERED	001213553100 CHF 1.10	0.8611039	1,420.82	- 5.87	1,416.95	1,416.95
-15	10.02.2009 Sale						
15	25.02.2009 Expiry						
	CALL OPTION(S) REG. SHS CREDIT SUISSE GROUP AG BASIC PRICE: 54.00, MATURITY: 18.07.2009 RUBR: SHORT-POSITION COVERED	001213553100 CHF 1.24	0.9255694	1,147.09	- 2.78	1,144.31	1,144.31
10	09.06.2009 Sale						
10	22.07.2009 Expiry						
	CALL OPTION(S) REG. SHS CREDIT SUISSE GROUP AG BASIC PRICE: 58.00, MATURITY: 19.09.2009 RUBR: SHORT-POSITION COVERED	001213553100 CHF 1.17	0.9259259	1,083.33	- 2.78	1,080.55	1,080.55
-10	06.08.2009 Sale						
10	23.09.2009 Expiry						

Account holder

COUNTRY HOLDING PERIOD USA UP TO ONE YEAR
 Hensjoerg Wyss Foundation
 Ret

DETAILS OF RECAPITULATION: CALLS AND PUTS

CUSTOMER-NUMBER 0094- 246457-4

Amount or number	Relevant transaction and amount or number traded	Description	Security no. Transaction currency and market price	Conversion rate transaction currency in USD	Acquisition / disposal value in USD	Incidental costs in USD	Tax-relevant amount in USD	Tax-relevant gain / loss in USD
	CALL OPTION(S) RUBR SHARES THE SWATCH GROUP LTD		0012544100					
	BASIC PRICE: 155.00, MATURITY: 21.03.2009							
	RUBR. SHORT-POSITION COVERED							
50	09.02.2009 Sale		CHF 1.675	0.8525149	642.58	- 5.12	637.46	637.46
50	31.03.2009 Expiry							
	CALL OPTION(S) REG. SHS SONOVIA HOLDING AG		0012544100					
	BASIC PRICE: 66.00, MATURITY: 21.03.2009							
	RUBR. SHORT-POSITION COVERED							
-9	18.02.2009 Sale (from 20)		CHF 1.675	0.8525149	642.58	- 5.12	637.46	637.46
9	25.02.2009 Expiry							

Account holder

COUNTRY USA
HOLDING PERIOD UP TO ONE YEAR

Hansjoerg Wyss Foundation
Ret

CUSTOMER-NUMBER 0094- 246457-4

DETAILS OF RECAPITULATION: CALLS AND PUTS

Amount or number	Description Relevant transaction and amount or number traded	Security no. Transaction currency and market price	Conversion rate transaction currency in USD	Acquisition / disposal value in USD	Incidental costs in USD	Tax-relevant amount in USD	Tax-relevant gain / loss in USD
	CALL, OPTIONS, RES:SHS LOGITECH INTERNATIONAL SA Basic price: 21.00, Maturity: 21.11.2009	00577512100					
40	RUBR. SHORT-POSITION COVERED 02.10.2009 Sale	CHF 0.362	0.9269310	1.400.12	19.09	1.381.03	1.381.03
40	25.11.2009 Expiry						

Account holder

Hansjoerg Wyss Foundation
Ret

COUNTRY USA
HOLDING PERIOD UP TO ONE YEAR

CUSTOMER-NUMBER 0094- 246457-4

DETAILS OF RECAPITULATION: CALLS AND PUTS

Amount or number	Description Relevant transaction and amount or number traded	Security no. Transaction currency and market price	Conversion rate transaction currency in USD	Acquisition / disposal value in USD	Incidental costs in USD	Tax-relevant amount in USD	Tax-relevant gain / loss in USD
	DOMESTIC TOTAL TRANSFERRED TO RECAPITULATIONS					GAINS	0.00
	FOREIGN TOTAL TRANSFERRED TO RECAPITULATIONS					LOSSES	0.00
						GAINS	12,485.42
						LOSSES	0.00

TAX CODE	OR-OFF SERIAL	SEQ LOT#	DATES ACQUIRED	TRADE	UNITS	PROCEEDS	TAX COST	FEDERAL G/L	STATE G/L
ASSET 001957BC2 AT&T CORP									
SR NTS									
830	577	40486-00001	07.300% DUE 11/15/2011	06/02/09	60,000.000	66,581.40	64,593.60	1,987.80 S	.00
TOTAL-SHORT					60,000.000	66,581.40	64,593.60	1,987.80	.00
ASSET 010392ET1 ALABAMA POWER CO									
SR NTS									
830	577	40525-00002	05.100% DUE 02/01/2011	07/13/09	60,000.000	62,402.40	62,193.00	209.40 S	.00
TOTAL-SHORT					60,000.000	62,402.40	62,193.00	209.40	.00
ASSET 02003MBC7 ALLSTATE LIFE GLOBAL									
SECURED									
829	577	40486-00003	VAR % DUE 06/05/2009	06/05/09	125,000.000	125,000.00	124,773.13	226.87 L	.00
TOTAL-LONG					125,000.000	125,000.00	124,773.13	226.87	.00
ASSET 02581FVU0 AMERICAN EXPR CENTURION									
NTS SERIES BKNT									
830	577	40462-00001	04.375% DUE 07/30/2009	05/11/09	20,000.000	20,058.40	20,063.40	5.00-S	.00
830	577	40504-00001	00000 04/17/09	06/18/09	80,000.000	80,060.00	80,253.60	193.60-S	.00
TOTAL-SHORT					100,000.000	100,118.40	100,317.00	198.60-	.00
ASSET 055667AD1 BMW VEHICLE LEASE TRUST									
SERIES 2007-1 CLASS A3A									
04.590% DUE 08/15/2013									
828	577	40435-00002	00000 04/25/08	04/15/09	9,959.700	9,959.70	9,973.71	14.01-S	.00
828	577	40465-00003	00000 04/25/08	05/15/09	22,385.160	22,385.16	22,416.64	31.48-L	.00
828	577	40496-00002	00000 04/25/08	06/15/09	20,595.690	20,595.69	20,624.65	28.96-L	.00
828	577	40526-00002	00000 04/25/08	07/15/09	22,814.230	22,814.23	22,846.31	32.08-L	.00
828	577	40559-00002	00000 04/25/08	08/15/09	21,825.010	21,825.01	21,855.70	30.69-L	.00
828	577	40588-00002	00000 04/25/08	09/15/09	19,292.620	19,292.62	19,319.75	27.13-L	.00
828	577	40618-00002	00000 04/25/08	10/15/09	43,127.590	43,127.59	43,188.24	60.65-L	.00

TAX CODE	OR-OFF SERIAL	SEQ LOT#	ACQUIRED	TRADE	UNITS	PROCEEDS	TAX COST	FEDERAL G/L	STATE G/L
ASSET 055667AD1					160,000.000	160,000.00	160,225.00	14.01-	.00
								210.99-	.00
TOTAL-SHORT									
TOTAL-LONG									
ASSET 06050BAB7	BANK OF AMERICA CORP				140,000.000	141,246.00	140,000.00	1,246.00 S	.00
	FDIC GUARANTEED								
	VAR % DUE 12/02/2010								
830	577	40533-00001	00000	12/01/08 07/21/09					
TOTAL-SHORT									
TOTAL-LONG									
ASSET 066050CV5	BANK AMERICA CORP				90,000.000	90,000.00	91,466.10	1,466.10-L	.00
	SR NTS								
	05.875% DUE 02/15/2009								
829	577	40378-00003	00000	11/16/07 02/15/09					
829	577	40378-00003	00000	01/15/08 02/15/09					
TOTAL-SHORT									
TOTAL-LONG									
ASSET 06738UXT1	BARCLAYS BANK PLC				50,000.000	50,000.00	50,000.00	.00 S	.00
	INSTL CTF OF DEPOSIT								
	VAR % DUE 11/04/2009								
829	577	40638-00002	00000	05/01/09 11/04/09					
TOTAL-SHORT									
TOTAL-LONG									
ASSET 12619NAB3	CNH EQUIPMENT TRUST				11,925.490	11,925.49	12,016.33	90.84-S	.00
	SERIES 2007-B CLASS A2A								
	05.460% DUE 06/15/2010								
828	577	40345-00003	00000	05/28/08 01/15/09					
828	577	40378-00005	00000	05/28/08 02/15/09					
828	577	40405-00003	00000	05/28/08 03/15/09					
828	577	40435-00004	00000	05/28/08 04/15/09					
828	577	40468-00001	00000	05/28/08 05/15/09					
TOTAL-SHORT									
TOTAL-LONG									
ASSET 14912LZ38	CATERPILLAR FIN SERV GRP				49,135.580	49,135.94	49,509.86	373.92-	.00
	NTS								
	03.450% DUE 01/15/2009								
829	577	40345-00005	00000	11/16/07 01/15/09					
TOTAL-SHORT									
TOTAL-LONG									

TAX CODE	OR-OFF SERIAL	SEQ LOT#	DATES	ACQUIRED	TRADE	UNITS	PROCEEDS	TAX COST	FEDERAL G/L	STATE G/L
ASSET	14912LZ38	(CONT'D)				100,000.000	100,000.00	98,876.00	1,124.00	.00
TOTAL-LONG										
ASSET	1730TODJ5		CITIGROUP FUNDING INC							
			CO GUARNT SERIES MTN							
			VAR % DUE 06/26/2009							
829	577	40507-00003	00000	08/16/07	06/26/09	125,000.000	125,000.00	124,759.13	240.87	.00
TOTAL-LONG										
ASSET	17313UAB5		CITIGROUP INC							
			FDIC GUARANTEED							
			VAR % DUE 12/09/2010							
830	577	40525-00004	00000	12/02/08	07/13/09	150,000.000	151,555.50	150,000.00	1,555.50	.00
TOTAL-SHORT										
ASSET	17313YAA9		CITIGROUP INC							
			FDIC GUARANTEED							
			VAR % DUE 05/05/2011							
830	577	40486-00004	00000	04/30/09	06/02/09	100,000.000	100,111.90	100,000.00	111.90	.00
TOTAL-SHORT										
ASSET	20030NAN1		COMCAST CORP							
			COM GTD CALL 7/20/07 @ 100							
			VAR % DUE 07/14/2009							
830	577	40504-00003	00000	04/17/09	06/18/09	100,000.000	100,007.00	99,974.30	32.70	.00
TOTAL-SHORT										
ASSET	20825RAA9		CONOCOPHIL AU							
			COMP GUAR CALL 04/09/07 @ 100							
			VAR % DUE 04/09/2009							
829	577	40429-00002	00000	06/26/07	04/09/09	76,000.000	76,000.00	75,999.09	.91	.00
TOTAL-LONG										
ASSET	24422EPT0		JOHN DEERE CAPITAL CORP							
			NOTES SERIES MTND							
			04.400% DUE 07/15/2009							
830	577	40367-00001	00000	10/09/08	02/03/09	75,000.000	75,454.50	73,968.75	1,485.75	.00

TAX CODE	OR-OFF	SERIAL	SEQ	LOT#	ACQUIRED	TRADE	DATES	UNITS	PROCEEDS	TAX COST	FEDERAL G/L	STATE G/L
							TOTAL-SHORT	75,000.000	75,454.50	73,968.75	1,485.75	.00
ASSET	3128X2ME2	FEDERAL HOME LN MTG CORP										
		NOTES CALL 01/12/2006										
		03.875% DUE 01/12/2009										
829	577	40342-00002	00000	12/04/07	01/12/09			200,000.000	200,000.00	199,257.20	742.80	.00
							TOTAL-LONG	200,000.000	200,000.00	199,257.20	742.80	.00
ASSET	3128X7LH5	FEDERAL HOME LOAN MTG CORP										
		NOTES CALL 07/21/2008 @100										
		02.500% DUE 04/21/2009										
829	577	40351-00001	00000	09/24/08	01/21/09			80,000.000	80,000.00	79,671.20	328.80	.00
							TOTAL-SHORT	80,000.000	80,000.00	79,671.20	328.80	.00
ASSET	3128X8E8	FEDERAL HOME LOAN MTG CORP										
		NTS										
		VAR% DUE 07/12/2010										
830	577	40490-00002	00000	01/07/09	06/01/09			200,000.000	200,478.00	200,000.00	478.00	.00
							TOTAL-SHORT	200,000.000	200,478.00	200,000.00	478.00	.00
ASSET	3133XLZ30	FEDERAL HOME LOAN BANK										
		BDS										
		VAR% DUE 02/18/2009										
829	577	40379-00002	00000	04/29/08	02/18/09			160,000.000	160,000.00	160,072.00	72.00	.00
							TOTAL-SHORT	160,000.000	160,000.00	160,072.00	72.00	.00
ASSET	3133XML74	FEDERA HOME LN BANK										
		BDS										
		VAR % DUE 04/07/2009										
829	577	40427-00002	00000	09/15/08	04/07/09			150,000.000	150,000.00	149,863.50	136.50	.00
							TOTAL-SHORT	150,000.000	150,000.00	149,863.50	136.50	.00
ASSET	3133XNW3	FEDERAL HOME LN BANK										
		BDS										
		VAR % DUE 07/16/2009										
829	577	40527-00002	00000	05/13/08	07/16/09			110,000.000	110,000.00	110,021.44	21.44	.00

TAX CODE	OR-OFF SERIAL	SEQ LOT#	ACQUIRED	TRADE	DATES	UNITS	PROCEEDS	TAX COST	FEDERAL G/L	STATE G/L
ASSET 3133XNWX3 (CONT'D)										
TOTAL-LONG						110,000.000	110,000.00	110,021.44	21.44-	.00
ASSET 3133XTSX5 FEDERAL HOME LN BANK										
BDS CALL 09/17/09 @ 100										
01.375% DUE 06/17/2011										
830	577	40535-00001	00000	06/16/09	07/24/09	50,000.000	49,828.13	49,790.00	38.13 S	.00
829	577	40590-00001	00000	06/16/09	09/17/09	150,000.000	150,000.00	149,370.00	630.00 S	.00
TOTAL-SHORT						200,000.000	199,828.13	199,160.00	668.13	.00
ASSET 3133XT4D5 FEDERAL HOME LN BANK										
BDS										
01.625% DUE 03/16/2011										
830	577	40510-00001	00000	02/12/09	06/26/09	140,000.000	141,141.00	139,913.20	1,227.80 S	.00
TOTAL-SHORT						140,000.000	141,141.00	139,913.20	1,227.80	.00
ASSET 31359MEK5 FEDERAL NATIONAL MTG ASSN										
NTS BOOK ENTRY										
05.250% DUE 01/15/2009										
829	577	40345-00008	00000	06/06/08	01/15/09	80,000.000	80,000.00	81,328.00	1,328.00-S	.00
TOTAL-SHORT						80,000.000	80,000.00	81,328.00	1,328.00-	.00
ASSET 31359MUQ4 FEDERAL NATL MTG ASSN										
BDS CALL 3/16/06 @ 100										
03.125% DUE 03/16/2009										
829	577	40405-00005	00000	10/23/08	03/16/09	80,000.000	80,000.00	80,076.80	76.80-S	.00
TOTAL-SHORT						80,000.000	80,000.00	80,076.80	76.80-	.00
ASSET 3136F9LP6 FEDERAL NATL MTG ASSN										
NOTES SER 1 CALL 04/28/09 @100										
03.000% DUE 04/28/2010										
829	577	40448-00002	00000	04/25/08	04/28/09	250,000.000	250,000.00	248,910.00	1,090.00 L	.00

REPORT: TMS-TX-23
 BANK 21 PNC BANK (21)
 REGION 35 PHILADELPHIA
 OFFICE 001 C & E

GAIN/LOSS FEDERAL REPORT INTERNAL USE ONLY
 ACCOUNT 1093420 HJW FOUNDATION
 FROM: 01/01/09 TO: 12/31/09

PAGE: 6
 RUN DATE: 04/19/10

TAX CODE	OR-OFF SERIAL	SEQ LOT#	DATES ACQUIRED	TRADE	UNITS	PROCEEDS	TAX COST	FEDERAL G/L	STATE G/L
ASSET 3136F9LP6 (CONT'D)									
TOTAL-LONG									
ASSET 31398ARKO FEDERAL NATL MTG ASSN									
NOTES CALL 05/21/2009 @100									
03.250% DUE 05/21/2010									
829	577	40471-00003	00000	09/15/08	05/21/09	165,000.00	165,473.55	473.55-S	.00
TOTAL-SHORT									
ASSET 31398AVL3 FEDERAL NATL MTG ASSN									
NTS CALL 03/02/10 @ 100									
02.000% DUE 03/02/2011									
830	577	40504-00005	00000	03/02/09	06/22/09	100,000.00	100,000.00	187.50 S	.00
TOTAL-SHORT									
ASSET 36962GR22 GENERAL ELEC CAP CORP									
NOTES									
VAR % DUE 06/15/2009									
830	577	40373-00001	00000	08/16/07	02/09/09	119,245.56	119,901.48	655.92-L	.00
829	577	40496-00004	00000	08/16/07	06/15/09	30,000.00	29,975.37	24.63 L	.00
TOTAL-LONG									
ASSET 36962GZHO GENERAL ELECTRIC CAP CORP									
MED TERM NTS SERIES A									
04.625% DUE 09/15/2009									
830	577	40373-00003	00000	03/12/08	02/09/09	91,289.70	92,089.80	800.10-S	.00
829	577	40588-00004	00000	03/12/08	09/15/09	35,000.00	35,812.70	812.70-L	.00
TOTAL-SHORT									
TOTAL-LONG									
ASSET 36967HAB3 GENERAL ELEC CAP CORP									
FDIC GUARANTEED									
VAR % DUE 12/09/2010									
830	577	40525-00006	00000	12/04/08	07/13/09	141,548.40	140,000.00	1,548.40 S	.00
TOTAL-SHORT									
TOTAL-LONG									

TAX CODE	OR-OFF SERIAL	SEQ LOT#	DATES	ACQUIRED	TRADE	UNITS	PROCEEDS	TAX COST	FEDERAL G/L	STATE G/L
	ASSET 36967HAB3	(CONT'D)	TOTAL-SHORT			140,000.000	141,548.40	140,000.00	1,548.40	.00
	ASSET 375766AN2	GILLETTE COMPANY								
		SR NTS								
			03.800%	DUE 09/15/2009						
830	577	40504-00007	00000	11/05/04	06/18/09	250,000.000	251,657.50	249,942.50	1,715.00 L	.00
		TOTAL-LONG				250,000.000	251,657.50	249,942.50	1,715.00	.00
	ASSET 38141EKQ1	GOLDMAN SACHS GROUP								
		SR NTS								
			VAR %	DUE 06/23/2009						
829	577	40504-00010	00000	06/26/07	06/23/09	125,000.000	125,000.00	125,094.63	94.63-L	.00
		TOTAL-LONG				125,000.000	125,000.00	125,094.63	94.63-	.00
	ASSET 43812TABO	HONDA AUTO RECEIVABLES OWNER TR								
		SERIES 2008-1 CLASS A2								
			03.770%	DUE 09/20/2010						
828	577	40408-00001	00000	11/06/08	03/17/09	5,965.000	5,965.00	5,862.48	102.52 S	.00
828	577	40440-00002	00000	11/06/08	04/18/09	7,138.360	7,138.36	7,015.67	122.69 S	.00
828	577	40468-00003	00000	11/06/08	05/18/09	6,879.130	6,879.13	6,760.89	118.24 S	.00
828	577	40499-00002	00000	11/06/08	06/18/09	6,404.470	6,404.47	6,294.39	110.08 S	.00
828	577	40531-00003	00000	11/06/08	07/18/09	6,566.970	6,566.97	6,454.10	112.87 S	.00
828	577	40560-00002	00000	11/06/08	08/18/09	6,538.870	6,538.87	6,426.48	112.39 S	.00
828	577	40591-00002	00000	11/06/08	09/18/09	6,047.540	6,047.54	5,943.60	103.94 S	.00
828	577	40622-00002	00000	11/06/08	10/18/09	6,027.900	6,027.90	5,924.30	103.60 S	.00
828	577	40652-00002	00000	11/06/08	11/18/09	5,839.540	5,839.54	5,739.17	100.37 L	.00
830	577	40682-00002	00000	11/06/08	12/18/09	2,592.220	2,592.22	2,547.67	44.55 L	.00
		TOTAL-SHORT				60,000.000	60,000.00	58,968.75	886.33	.00
		TOTAL-LONG							144.92	.00
	ASSET 438516AQ9	HONEYWELL INTERNATIONAL								
		NTS								
			VAR%	DUE 03/13/2009						
829	577	40402-00003	00000	06/26/07	03/13/09	100,000.000	100,000.00	100,031.70	31.70-L	.00

REPORT: TMS-TX-23
 BANK 21 PNC BANK (21)
 REGION 35 PHILADELPHIA
 OFFICE 001 C & E

GAIN/LOSS FEDERAL REPORT INTERNAL USE ONLY
 ACCOUNT 1093420 HJW FOUNDATION
 FROM: 01/01/09 TO: 12/31/09

TAX CODE	OR-OFF ASSET	SERIAL	SEQ (CONT'D)	TRADE	DATES	ACQUIRED	UNITS	PROCEEDS	TAX COST	FEDERAL G/L	STATE G/L
					TOTAL-LONG		100,000.000	100,000.00	100,031.70	31.70-	.00
	ASSET 45920QES9	IBM CORP									
		NTS									
		04.375%	DUE 06/01/2009								
829	577	40482-00002	00000	03/27/08	06/01/09		124,000.000	124,000.00	125,907.12	1,907.12-L	.00
					TOTAL-LONG		124,000.000	124,000.00	125,907.12	1,907.12-	.00
	ASSET 46625HGG9	JP MORGAN CHASE & CO									
		SR NTS									
		05.600%	DUE 06/01/2011								
830	577	40525-00008	00000	02/09/09	07/13/09		75,000.000	79,393.50	76,509.00	2,884.50 S	.00
					TOTAL-SHORT		75,000.000	79,393.50	76,509.00	2,884.50	.00
	ASSET 481247AD6	JPMORGAN CHASE & CO									
		FDIC GUARANTEED SERIES 1									
		02.625%	DUE 12/01/2010								
830	577	40533-00003	00000	01/02/09	07/21/09		150,000.000	153,907.50	153,244.50	663.00 S	.00
					TOTAL-SHORT		150,000.000	153,907.50	153,244.50	663.00	.00
	ASSET 617446ZAO	MORGAN STANLEY									
		NTS									
		VAR %	DUE 02/09/2009								
829	577	40370-00004	00000	06/26/07	02/09/09		125,000.000	125,000.00	125,153.63	153.63-L	.00
					TOTAL-LONG		125,000.000	125,000.00	125,153.63	153.63-	.00
	ASSET 654749AC4	NISSAN AUTO RECEIVABLES OWNER TR									
		SERIES 2007-A CLASS A3									
		05.100%	DUE 11/15/2010								
828	577	40345-00010	00000	03/04/08	01/15/09		7,180.770	7,180.77	7,298.58	117.81-S	.00
828	577	40378-00007	00000	03/04/08	02/15/09		7,157.490	7,157.49	7,274.92	117.43-S	.00
828	577	40405-00010	00000	03/04/08	03/15/09		6,477.570	6,477.57	6,583.84	106.27-L	.00
828	577	40435-00006	00000	03/04/08	04/15/09		7,467.250	7,467.25	7,589.76	122.51-L	.00
828	577	40465-00006	00000	03/04/08	05/15/09		6,603.620	6,603.62	6,711.96	108.34-L	.00
828	577	40496-00007	00000	03/04/08	06/15/09		6,200.160	6,200.16	6,301.88	101.72-L	.00
828	577	40526-00006	00000	03/04/08	07/15/09		6,694.380	6,694.38	6,804.21	109.83-L	.00
828	577	40559-00005	00000	03/04/08	08/15/09		6,144.150	6,144.15	6,244.95	100.80-L	.00

TAX CODE	OR-OFF SERIAL	SEQ LOT#	ACQUIRED	TRADE	GAIN / LOSS		FEDERAL		STATE
					PROCEEDS	TAX COST	UNITS	TAX COST	
828	577	40588-00007	00000	03/04/08	09/15/09	5,632.56	5,724.97	92.41-L	.00
828	577	40618-00005	00000	03/04/08	10/15/09	5,438.85	5,528.08	89.23-L	.00
828	577	40650-00004	00000	03/04/08	11/15/09	5,321.87	5,409.19	87.32-L	.00
830	577	40679-00004	00000	03/04/08	12/15/09	.01	.00	.00	.00
828	577	40679-00005	00000	03/04/08	12/15/09	432.41	439.50	7.09-L	.00
					TOTAL-SHORT	70,751.09	71,911.84	235.24-	.00
					TOTAL-LONG			925.52-	.00
ASSET 693401AB7 PG&E ENERGY RECOVERY FDG LLC									
SERIES 2005-1 CLASS A2									
03.870% DUE 06/25/2011									
828	577	40414-00002	00000	11/12/08	03/24/09	36,006.71	35,967.10	39.61 S	.00
830	577	40510-00003	00000	11/12/08	06/25/09	15,449.85	15,432.86	16.99 S	.00
					TOTAL-SHORT	51,456.56	51,399.96	56.60	.00
ASSET 87612EAJ5 TARGET CORP									
NTS									
05.375% DUE 06/15/2009									
829	577	40496-00009	00000	10/12/07	06/15/09	125,000.00	125,865.00	865.00-L	.00
					TOTAL-LONG	125,000.00	125,865.00	865.00-	.00
ASSET 90327MAC2 USAA AUTO OWNER TRUST									
SERIES 2008-1 CLASS A3									
04.160% DUE 04/16/2012									
828	577	40559-00007	00000	02/23/09	08/15/09	4,026.52	4,020.70	5.82 S	.00
828	577	40588-00009	00000	02/23/09	09/15/09	4,298.72	4,292.51	6.21 S	.00
828	577	40618-00007	00000	02/23/09	10/15/09	4,187.55	4,181.50	6.05 S	.00
828	577	40650-00007	00000	02/23/09	11/15/09	4,219.47	4,213.37	6.10 S	.00
828	577	40679-00007	00000	02/23/09	12/15/09	3,827.84	3,822.31	5.53 S	.00
					TOTAL-SHORT	20,560.10	20,530.39	29.71	.00
ASSET 912828FN5 USA TREASURY NOTE									
04.875% DUE 07/31/2011									
830	577	40603-00005	00000	04/29/09	09/30/09	128,812.50	130,153.12	1,340.62-S	.00

TAX CODE	OR-OFF SERIAL	SEQ LOT#	ACQUIRED	TRADE	UNITS	PROCEEDS	TAX COST	FEDERAL G/L	STATE G/L
ASSET 912828FN5 (CONT'D)									
TOTAL-SHORT									
ASSET 912828FX3	USA	TREASURY NOTE	04.625% DUE 11/15/2009		120,000.000	128,812.50	130,153.12	1,340.62-	.00
829	577	40650-00009	00000 01/02/09	11/15/09	90,000.000	90,000.00	93,234.38	3,234.38-S	.00
829	577	40650-00009	00000 02/02/09	11/15/09	30,000.000	30,000.00	30,972.66	972.66-S	.00
TOTAL-SHORT									
ASSET 912828HX1	USA	TREASURY NOTES	02.125% DUE 04/30/2010		225,000.000	228,251.95	223,426.76	4,825.19 L	.00
830	577	40505-00002	00000 05/27/08	06/22/09	225,000.000	228,251.95	223,426.76	4,825.19	.00
TOTAL-LONG									
ASSET 912828JA9	USA	TREASURY NOTES	02.625% DUE 05/31/2010		185,000.000	190,022.46	184,910.38	5,112.08 S	.00
830	577	40364-00005	00000 05/28/08	02/02/09	185,000.000	190,022.46	184,910.38	5,112.08	.00
TOTAL-SHORT									
ASSET 912828JC5	USA	TREASURY BOND	02.875% DUE 06/30/2010		60,000.000	61,153.13	61,950.00	796.87-S	.00
830	577	40603-00007	00000 02/02/09	09/30/09	60,000.000	61,153.13	61,950.00	796.87-	.00
TOTAL-SHORT									
ASSET 912828JJ0	USA	TREASURY NOTES	02.375% DUE 08/31/2010		160,000.000	164,356.25	160,806.25	3,550.00 S	.00
830	577	40364-00009	00000 09/19/08	02/02/09	160,000.000	164,356.25	160,806.25	3,550.00	.00
TOTAL-SHORT									
ASSET 912828JL5	USA	TREASURY NOTES	02.000% DUE 09/30/2010		120,000.000	121,921.87	122,596.88	675.01-S	.00
830	577	40603-00010	00000 02/02/09	09/30/09	120,000.000	121,921.87	122,596.88	675.01-S	.00

TAX CODE	OR-OFF SERIAL	SEQ LOT#	ACQUIRED	TRADE	UNITS	PROCEEDS	TAX COST	FEDERAL G/L	STATE G/L
ASSET 912828JL5 (CONT'D)									
TOTAL-SHORT					120,000.000	121,921.87	122,596.88	675.01-	.00
ASSET 912828JP6 USA TREASURY NOTES									
01.500% DUE 10/31/2010									
830	577	40524-00001	00000	01/02/09 07/13/09	90,000.000	91,100.39	91,209.38	108.99-S	.00
830	577	40524-00001	00000	02/02/09 07/13/09	30,000.000	30,366.80	30,376.17	9.37-S	.00
TOTAL-SHORT					120,000.000	121,467.19	121,585.55	118.36-	.00
ASSET 912828JV3 USA TREASURY NOTES									
USN									
00.875% DUE 12/31/2010									
830	577	40510-00004	00000	01/02/09 06/26/09	90,000.000	90,154.69	90,028.13	126.56 S	.00
830	577	40510-00004	00000	02/02/09 06/26/09	30,000.000	30,051.56	30,017.58	33.98 S	.00
TOTAL-SHORT					120,000.000	120,206.25	120,045.71	160.54	.00
ASSET 912828JY7 USA TREASURY NOTES									
00.875% DUE 01/31/2011									
830	577	40484-00001	00000	02/02/09 06/02/09	120,000.000	120,239.06	119,925.00	314.06 S	.00
TOTAL-SHORT					120,000.000	120,239.06	119,925.00	314.06	.00
ASSET 913017AW9 UNITED TECH CORP									
NTS									
06.500% DUE 06/01/2009									
829	577	40482-00006	00000	11/16/07 06/01/09	100,000.000	100,000.00	103,314.00	3,314.00-L	.00
TOTAL-LONG					100,000.000	100,000.00	103,314.00	3,314.00-	.00
ASSET 928664AB7 VOLKSWAGEN AUTO LEASE TRUST									
SERIES 2009-A CLASS A2									
02.870% DUE 07/15/2011									
830	577	40510-00006	00000	05/05/09 06/26/09	100,000.000	100,484.38	99,999.21	485.17 S	.00
TOTAL-SHORT					100,000.000	100,484.38	99,999.21	485.17	.00
ASSET 92867AAC0 VOLKSWAGEN AUTO LN ENHANCED TR									
SER 2007-1 CLASS A3									
05.200% DUE 01/20/2010									
828	577	40350-00004	00000	12/19/07 01/20/09	7,630.280	7,630.28	7,638.93	8.65-L	.00

TAX CODE	OR-OFF SERIAL	SEQ LOT#	ACQUIRED	TRADE	UNITS	PROCEEDS	TAX COST	FEDERAL G/L	STATE G/L
828	577	40381-00002	00000	12/19/07	02/20/09	9,935.75	9,947.01	11.26-L	.00
828	577	40409-00002	00000	12/19/07	03/20/09	7,723.29	7,732.04	8.75-L	.00
828	577	40440-00004	00000	12/19/07	04/20/09	5,659.72	5,666.13	6.41-L	.00
TOTAL-LONG					30,949.040	30,949.04	30,984.11	35.07-	.00

ASSET 931142BE2 WAL MART NOTES

829	577	40552-00002	00000	03/28/08	08/10/09	100,000.00	105,365.00	5,365.00-L	.00
TOTAL-LONG					100,000.000	100,000.00	105,365.00	5,365.00-	.00

ASSET 949746JJ1 WELLS FARGO COMPANY

SR NTS SERIES MTNJ

04.200% DUE 01/15/2010

830	577	40510-00008	00000	10/30/08	06/29/09	121,896.00	119,162.40	2,733.60 S	.00
TOTAL-SHORT					120,000.000	121,896.00	119,162.40	2,733.60	.00

LISTED SALES-TOTAL SHORT					4237,828.72	4220,459.07			
LONG					2839,833.920	2850,998.17			
CAPITAL GAIN DISTRIBUTIONS								.00 L	.00 L

GRAND TOTAL-SHORT					7026,852.360	7081,817.66	7071,457.24	17,369.65	
-LONG								7,009.24-	
CARRYOVER (CURRENT)								.00 S	.00 M
								.00 L	.00 L